Product Catalogue
Продуктов Каталог

NIKDIM

Fuses
Предпазители

DEVOTED TO PRODUCTION OF HIGH QUALITY ELECTRICAL APPARATUS FOR LOW AND MEDIUM VOLTAGE

ПРОИЗВОДИТЕЛ НА ВИСОКОКАЧЕСТВЕНА ЕЛЕКТРОАПАРАТУРА ЗА НИСКО И СРЕДНО НАПРЕЖЕНИЕ

www.nikdim.bg

Capabilities

- R&D Department
- Mechanical Department
- Internal galvanization unit - Ag, Sn, Ni, Zn
- Porcelain factory
- Assembly lines
- Test Laboratory
- Trained sales team

Капацитет

Конструктивен отдел
- Механичен участък
- Галваничен цех - Ag, Sn, Ni, Zn
- Фабрика за ел. порцелан
- Монтажни цехове
- Изпитвателна лаборатория
- Опитни търговци

ABOUT US

NIKDIM is a family owned Bulgarian company founded in 1991. Our core business is manufacturing of electrical fuses, switches and insulators for low and medium voltage.

The company is a major supplier of electrical distribution companies, power stations and railway companies in more than 40 countries around the world. We have our own tools, R&D, galvanizing and press departments and we specialise in the development of customized products for different applications.

Quality and safety are our highest priority. We test 100% of our products in the internal laboratory TEST LAB BULGARIA. We have also full type tests from accredited laboratories for each range of products.

The company has obtained ISO 9001:2008 for quality control, ISO 14001:2015 for environmental protection and ISO 45001:2018 for health and safety. We take special pride and care of the people who work at NIKDIM.

ЗА НАС

НИКДИМ е фамилна компания основана през 1991г. Нашата основна дейност е производство на електрически предпазители, разединители и изолатори за ниско и средно напрежение.

Фирмата е основен доставчик на електро-разпределителните компании в над 40 държави по света. Разполагаме с всички необходими цехове за производството на високотехнологично електро оборудване, както и за усвояването на нова апаратура.

Качеството и безопасността са нашите най-важни приоритети. Ние изпитваме 100% от нашите изделия във фирмената лаборатория ТЕСТ ЛАБ БЪЛГАРИЯ. Имаме пълни типови изпитания от акредитирани лабоатории за всички основни групи изделия.

Компанията е внедрила ISO 9001:2015 за контрол на качеството, ISO 14001:2015 за околна среда и ISO 45001:2018 за безопасни условия на труд. Гордеем се и се грижим за хората, които работят в екипа на НИКДИМ.

OUR PRODUCTION
НАШЕТО ПРОИЗВОДСТВО

FUSES
ПРЕДПАЗИТЕЛИ

SWITCHES
РАЗЕДИНИТЕЛИ

INSULATORS
ИЗОЛАТОРИ

NIKDIM

Content
Съдържание

02. High Voltage Fuses VvP Type	02. Високоволтови предпазители тип ВвП
04. High Voltage Fuses VvPf Type	04. Високоволтови предпазители тип ВвПф
05. High Voltage Fuses VvPa Type French standard	05. Високоволтови предпазители тип ВвПа френски стандарт
05. High Voltage Fuses VvPb Type British standard	05. Високоволтови предпазители тип ВвПб британски стандарт
06. High Voltage Fuses VvPr Type Russian standard	06. Високоволтови предпазители тип ВвПр руски стандарт
06. High Voltage Fuses VvPm Type for Motor Circuit Protection	06. Високоволтови предпазители тип ВвПм за защита на мотори
07. High Voltage Fuses for Measuring Transformers Type VvPt, VvPtt, VvPta	07. Високоволтови предпазители за изм. трансформатори тип ВвПт, ВвПтт, ВвПта
08. Drawings and Time-Current Characteristics	08. Чертежи и времетокови характеристики
09. High Voltage Fuse Holders	09. Стойки за Високоволтови предпазители
10. Low Voltage Fuses NH Type, class gG	10. Високомощни предпазители тип NH, клас gG
13. Low Voltage Fuses Bolted NHb Type, class gG	13. Високомощни предпазители болтови тип NHb, клас gG
13. Low Voltage Fuses Railways NHg Type, class gG	13. Високомощни предпазители за железници тип NHg, клас gG
14. Low Voltage Fuses NH Type class gTR	14. Високомощни предпазители тип NH, клас gTR
14. Low Voltage Fuses NH Type class aM	14. Високомощни предпазители тип NH, клас aM
15. Low Voltage Fuses NH Type class gPV	15. Високомощни предпазители тип NH, клас gPV
16. Drawings and Time-Current Characteristics	16. Чертежи и времетокови характеристики
17. Low Voltage Fuse Bases NH Type	17. Основи за високомощни предпазители тип NH
17. Low Voltage Solid Links NH Type	17. Шунтови предпазители тип NH
18. Low Voltage Screw Type Fuses	18. Винтови предпазители ниско напрежение
18. Low Voltage Screw Type Fuses D0 Series	18. Винтови предпазители ниско напрежение серия D0
19. Low Voltage Cylindrical Fuses class gG and class gPV	19. Цилиндрични предпазители ниско напрежение
20. DC Fuses	20. Предпазители за прав ток

for detailed information visit www.nikdim.bg

NIKDIM

High Voltage Fuses VvP Type

Високоволтови предпазители тип ВвП

General information

Type:	VvP
Class	HV back-up
Standard	IEC 60 282-1
Pin strike	60N, 80N, 120N Thermo
Application	indoor/outdoor, air and gas for use in switch-fuse combinations acc.to IEC 62271-105

Rated voltage Ном. напрежение	Rated current Ном. ток	Order № Каталожен №	Length Дължина	Diameter Диаметър	Breaking capacity Изкл. възможност	Min.breaking current Мин. изкл.ток	Resistance Съпротив-ление	Power Dissipation Загуба на мощност	Weight Тегло
kV	A	80N	L, mm	D, mm	I1, kA	I3, A	R, mΩ	P, W	kg
3/7,2	2	1807002	192	53	50	15	340	3	1.3
	4	1807004	192	53	50	18	290	6	1.3
	6,3	1807006	192	53	50	25	220	12	1.3
	10	1807010	192	53	50	50	61	7	1.3
	16	1807016	192	53	50	63	38	12	1.3
	20	1807020	192	53	50	90	33	11	1.3
	25	1807025	192	53	50	105	28	11	1.3
	31,5	1807032	192	53	50	119	19	20	1.3
	40	1807040	192	53	50	137	11	22	1.3
	50	1807050	192	69	50	210	10	37	1.9
	63	1807063	192	69	50	315	7	46	1.9
	80	1807080	192	69	50	321	5	57	1.9
	100	1807100	192	85	50	420	4	86	2.6
	125	1807125	192	85	50	452	2.5	98	2.6
	160	1807160	192	85	50	560	2	130	2.6
	200	1807200	192	85	50	730	1.5	225	2.6
6/12	2	1810002	292	53	63	17	585	3	1.7
	4	1810004	292	53	63	23	537	5	1.7
	6,3	1810006	292	53	63	32	405	10	1.7
	10	1810010	292	53	63	50	137	11	1.7
	16	1810016	292	53	63	61	96	17	1.7
	20	1810020	292	53	63	80	51	27	1.7
	25	1810025	292	53	63	101	48	32	1.7
	31,5	1810032	292	53	63	116	45	36	1.7
	40	1810040	292	53	63	145	26	44	1.7
	50	1810050	292	69	63	240	18	59	2.6
	63	1810063	292	69	50	315	12	83	2.6
	80	1810080	292	69	50	370	8	107	2.6
	100	1810100	292	85	50	420	7	157	3.7
	125	1810125	292	85	50	490	5	170	3.7
	160	1810160	292	85	50	800	3	220	3.7
	200	1810200	292	85	50	1000	2	341	3.7
10/17.5	2	1817002	367	53	50	16	980	4	2.0
	4	1817004	367	53	50	22	731	10	2.0
	6.3	1817006	367	53	50	30	550	13	2.0
	10	1817010	367	53	50	44	207	22	2.0
	16	1817016	367	53	50	62	117	55	2.0
	20	1817020	367	53	50	78	68	56	2.0
	25	1817025	367	53	50	103	60	68	2.0
	31.5	1817032	367	53	50	110	44	98	2.0
	40	1817040	367	53	50	166	32	88	2.0
	50	1817050	367	69	50	240	22	110	3.1
	63	1817063	367	69	50	350	15.5	136	3.1
	80	1817080	367	85	50	380	8.5	177	3.1
	100	1817100	367	85	50	520	7	288	4.6
	125	1817125	367	85	31.5	670	6	236	4.6
	160	1817160	367	85	31.5	800	4.5	372	4.6
	200	1817200	367	85	31.5	1000	2.5	520	4.6

The dimensional drawings are on Page 8 Чертежи с габаритни размери на стр. 8

for detailed information visit www.nikdim.bg

High Voltage Fuses VvP Type

Високоволтови предпазители тип ВвП

Rated voltage Ном. напрежение	Rated current Ном. ток	Order № Каталожен №	Length Дължина	Diameter Диаметър	Breaking capacity Изкл. възможност	Min. breaking current Мин. изкл.ток	Resistance Съпротив-ление	Power Dissipation Загуба на мощност	Weight Тегло
kV	A	80N	L, mm	D, mm	I1, kA	I3, A	R, mΩ	P, W	kg
10/24	2	1820002	442	53	50	31	920	4	2.4
	4	1820004	442	53	50	38	610	9	2.4
	6,3	1820006	442	53	50	48	290	14	2.4
	10	1820010	442	53	50	55	277	15	2.4
	16	1820016	442	53	50	64	138	25	2.4
	20	1820020	442	53	50	82	85	36	2.4
	25	1820025	442	53	50	103	77	46	2.4
	31,5	1820032	442	53	50	110	57	63	2.4
	40	1820040	442	53	50	200	37	82	2.4
	50	1820050	442	69	50	250	32	98	3.7
	63	1820063	442	69	50	350	24	106	3.7
	80	1820080	442	85	50	380	19	196	5.6
	100	1820100	442	85	50	520	16	265	5.6
	125	1820125	442	85	31.5	678	7	350	5.6
	160	1820160	442	85	31.5	800	6	525	5.6
	200	1820200	442	85	31.5	1000	3	760	5.6
20/36	2	1835002	537	53	25	15	1376	1	2.8
	4	1835004	537	53	25	18	1167	4	2.8
	6,3	1835006	537	53	25	25	911	9	2.8
	10	1835010	537	53	25	60	291	15	2.8
	16	1835016	537	53	25	96	182	30	2.8
	20	1835020	537	53	25	120	127	43	2.8
	25	1835025	537	53	25	150	113	61	2.8
	31,5	1835032	537	53	25	189	80	79	2.8
	40	1835040	537	53	25	200	65	119	2.8
	50	1835050	537	69	25	250	46	147	4.4
	63	1835063	537	69	25	360	33	281	4.4
	80	1835080	537	85	25	420	11	331	6.6
	100	1835100	537	85	25	560	9	461	6.6

Rated voltag Номинално напрежение	Length Дължина				
	L, mm				
kV	192	292	367	442	537
7.2	standard				
12		standard			
17.5			standard		
24				standard	
36					standard

The table indicates the standard fuse lenghts and the possible non-standard lenghts in red

Таблицата показва стндартните дължини на предпазителите и възможните нестандартни в червено

The dimensional drawings are on Page 8 Чертежи с габаритни размери на стр. 8

for detailed information visit www.nikdim.bg

NIKDIM

High Voltage Fuses VvPf Type

Високоволтови предпазители тип ВвПф

General information

Type:	VvPfe (outdoor) VvPfi (indoor
Class	HV back-up
Standard	IEC 60 282-1
Pin strike	With and without
Application	indoor/outdoor, air and gas
Diameter of the contact	ф56мм

Rated voltage Ном. напрежение	Rated current Ном. ток	Order № Каталожен №	Order № Каталожен №	Length Дължина	Diameter Диаметър	Breaking capacity Изкл. възможност	Min. breaking current Мин. изкл.ток	Resistance Съпротив-ление	Power Dissipation Загуба на мощност	Weight Тегло
kV	A	VvPfe	VvPfi	L, mm	D, mm	I1, kA	I3, A	R, mΩ	P, W	kg.
3/7.2	0.5	1007001	1107001	192	63	50	10	560	1	1.6
	2	1007002	1107002	192	63	50	15	340	3	1.6
	4	1007004	1107004	192	63	50	18	290	6	1.6
	6,3	1007006	1107006	192	63	50	25	220	10	1.6
	10	1007010	1107010	192	63	50	50	61	7	1.6
	16	1007016	1107016	192	63	50	63	38	11	1.6
	20	1007020	1107020	192	63	50	90	33	12	1.6
	25	1007025	1107025	192	63	50	105	27	12	1.6
	31,5	1007032	1107032	192	63	50	119	19	16	1.6
	40	1007040	1107040	192	63	50	137	11	22	1.6
	50	1007050	1107050	192	63	50	210	10	37	1.6
	63	1007063	1107063	192	63	50	255	7	46	1.6
	80	1007080	1107080	192	76	50	321	5	67	2.2
	100	1007100	1107100	192	76	50	420	4	86	2.2
	125	1007125	1107125	192	76	50	452	2.5	98	2.2
6/12	0.5	1010001	1110001	292	63	40	11	850	1	2.3
	2	1010002	1110002	292	63	40	17	585	2	2.3
	4	1010004	1110004	292	63	40	23	537	7	2.3
	6,3	1010006	1110006	292	63	40	32	405	10	2.3
	10	1010010	1110010	292	63	40	45	137	17	2.3
	16	1010016	1110016	292	63	40	61	96	40	2.3
	20	1010020	1110020	292	63	40	80	51	40	2.3
	25	1010025	1110025	292	63	40	101	48	48	2.3
	31,5	1010032	1110032	292	63	40	116	45	67	2.3
	40	1010040	1110040	292	63	40	145	26	70	2.3
	50	1010050	1110050	292	63	40	192	18	81	2.3
	63	1010063	1110063	292	63	40	315	12	93	2.3
	80	1010080	1110080	292	76	40	370	8	115	3.1
	100	1010100	1110100	292	76	40	420	7	158	3.1
	125	1010125	1110125	292	76	40	490	5	120	3.1
10/24	0.5	1020001	1120001	442	63	31,5	15	1120	2	3.4
	2	1020002	1120002	442	63	31,5	19.4	847	4	3.4
	4	1020004	1120004	442	63	31,5	38	610	11	3.4
	6,3	1020006	1120006	442	63	31,5	48	290	15	3.4
	10	1020010	1120010	442	63	31,5	55	277	28	3.4
	16	1020016	1120016	442	63	31,5	64	138	75	3.4
	20	1020020	1120020	442	63	31,5	82	85	77	3.4
	25	1020025	1120025	442	63	31,5	103	77	90	3.4
	31,5	1020032	1120032	442	63	31,5	125	82	120	3.4
	40	1020040	1120040	442	63	31,5	166	37	130	3.4
	50	1020050	1120050	442	63	31,5	240	32	149	3.4
	63	1020063	1120063	442	63	31,5	300	24	179	3.4
	80	1020080	1120080	442	76	31,5	380	9	196	4.5
	100	1020100	1120100	442	76	31,5	520	16.5	265	4.5
	125	1020125	1120125	442	76	31,5	770	7	350	4.5

The dimensional drawings are on Page 8 Чертежи с габаритни размери на стр. 8

for detailed information visit www.nikdim.bg

High Voltage Fuses VvPa and VvPb Types

Високоволтови предпазители тип ВвПа и ВвПб

General information

Type:	VvPa French Standard
Class	HV back-up
Standard	UTE C64-210 / IEC 60282-1
Pin strike	Yes
Application	indoor/outdoor

Rated voltage Ном. напрежение	Rated current Ном. ток	Order № Каталожен №	Length Дължина	Diameter Диаметър	Breaking capacity Изкл. възможност	Weight Тегло
kV	A		L, mm	D, mm	I1, kA	kg.
12	6,3	1310006	259	55	40	1.4
	10	1310010	259	55	40	1.4
	16	1310016	259	55	40	1.4
	20	1310020	259	55	40	1.4
	25	1310025	259	55	40	1.4
	32	1310032	259	55	40	1.4
	40	1310040	259	55	40	1.4
	50	1310050	259	55	40	1.4
	64	1310064	259	55	40	1.4
24	2	1320002	520	55	40	2.7
	4	1320004	520	55	40	2.7
	6,3	1320006	520	55	40	2.7
	10	1320010	520	55	40	2.7
	16	1320016	520	55	40	2.7
	20	1320020	520	55	40	2.7
	25	1320025	520	55	40	2.7
	32	1320032	520	55	40	2.7
	40	1320040	520	55	40	2.7
	50	1320050	520	55	40	2.7
	64	1320064	520	55	40	2.7
36	2	1335002	585	54	20	3.0
	4	1335004	585	54	20	3.0
	6,3	1335006	585	54	20	3.0
	10	1335010	585	54	20	3.0
	16	1335016	585	54	20	3.0
	20	1335020	585	54	20	3.0
	25	1335025	585	54	20	3.0
	32	1335032	585	54	20	3.0
	40	1335040	585	54	20	3.0

General information

Type:	VvPb British Standard
Class:	HV back up
Standard	BS 2692-1, IEC 60282-1
Pin strike	Yes
Application	indoor/outdoor

3,6	80	1403080	254	63.5	50	1.9
	100	1403100	359	63.5	50	2.6
	125	1403125	359	63.5	50	2.6
	160	1403160	359	63.5	50	2.6
	200	1403200	359	63.5	50	2.6
	250	1403250	359	63.5	50	2.6
7,2	80	1407080	254	63.5	45	1.9
	100	1407100	254	63.5	45	1.9
	112	1407112	254	63.5	45	1.9
	125	1407125	359	63.5	45	2.6
	140	1407140	359	63.5	45	2.6
	160	1407160	359	63.5	45	2.6
12	6,3	1410006	254	63.5	40	1.9
	10	1410010	254	63.5	40	1.9
	16	1410016	254	63.5	40	1.9
	20	1410020	254	63.5	40	1.9
	25	1410025	254	63.5	40	1.9
	31.5	1410032	254	63.5	40	1.9
	40	1410040	254	63.5	40	1.9
	50	1410050	254	63.5	40	1.9
	63	1410063	254	63.5	40	1.9
	80	1410080	254	63.5	40	1.9
	90	1410090	254	63.5	40	1.9
24	6,3	1420006	565	50.8	25	2.5
	10	1420010	565	50.8	25	2.5
	16	1420016	565	50.8	25	2.5
	20	1420020	565	50.8	25	2.5
	25	1420025	565	50.8	25	2.5
	31.5	1420032	565	50.8	25	2.5
36	6,3	1435006	565	50.8	25	2.5
	10	1435010	565	50.8	25	2.5
	16	1435016	565	50.8	25	2.5
	20	1435020	565	50.8	25	2.5
	25	1435025	565	50.8	25	2.5
	31,5	1435032	565	50.8	25	2.5

The dimensional drawings are on Page 8
Чертежи с габаритни размери на стр. 8

for detailed information visit www.nikdim.bg

High Voltage Fuses VvPr Type Russian Standard

Високоволтови предпазители тип ВвПр руски стандарт

General information

Type:	VVPr
Class	HV back-up
Standard	ГОСТ 2213-79
Pin strike	Yes
Application	indoor/outdoor/

Rated voltage Ном. напрежение	Rated current Ном. ток	Order № Каталожен №	Length Дължина	Diameter Диаметър	Breaking capacity Изкл. възможност
kV	A	VVPa	L, mm	D, mm	I1, kA
6	2	1706002	312	55	40
	3.2	1706003	312	55	40
	5	1706005	312	55	40
	8	1706008	312	55	40
	10	1706010	312	55	40
	16	1706016	312	55	40
	20	1706020	312	55	40
	31.5	1706032	312	55	40
10	2	1710002	412	55	40
	3.2	1710003	412	55	40
	5	1710005	412	55	40
	8	1710008	412	55	40
	10	1710010	412	55	40
	16	1710016	412	55	40
	20	1710020	412	55	40
	31.5	1710032	412	55	40
20	2	1720002	512	55	31.5
	3.2	1720003	512	55	31.5
	5	1720005	512	55	31.5
	8	1720008	512	55	31.5
	10	1720010	512	55	31.5
35	2	1735002	612	55	20
	3.2	1735003	612	55	20
	5	1735005	612	55	20
	8	1735008	612	55	20
	10	1735010	612	55	20

General information

Type:	VvPm for Motor Circuit Protection
Class	HV back-up
Standard	IEC 60282-1
Pin strik	Yes
Application	indoor/outdoor/

Rated voltage Ном. напрежение	Rated current Ном. ток	Order № Каталожен №	Length Дължина	Diameter Диаметър	Breaking capacity Изкл. възможност	Min.breaking current Мин. изкл.ток	Resistance Съпротивление	Power Disspation Загуба на мощност	Weight Тегло
kV	A		L	D	kA	A	Ω	W	kg
3/7,2	50	1907050	442	53	30	201	14	37	2,4
	63	1907063				315	11	64	2,4
	80	1907080				321	9	88	2,4
	100	1907100		69		402	7	98	2,4
	125	1907125				452	4	86	3,7
	160	1907160				560	4	130	3,7
	200	1907200		85		730	3	180	5,6
	224	1907224				852	2	198	5,6
	250	1907250				1100	2	220	5,6
	315	1907315				1200	1	250	5,6
6/12	50	1910050	442	53	30	192	18	68	2,4
	63	1910063				250	13	75	2,4
	80	1910080		69		358	8	81	3,7
	100	1910100				510	6	99	3,7
	125	1910125				490	5	136	3,7
	160	1910160		85		800	3	168	5,6
	200	1910200				1000	2	186	5,6

The dimensional drawings are on Page 8 Чертежи с габаритни размери на стр. 8

for detailed information visit www.nikdim.bg

High Voltage Fuses for Measuring Transformers Type VvPt, VvPtt, VvPta

Високоволтови предпазители за изм. трансформатори тип ВвПт, ВвПтт, ВвПта

General information

Type: VvPt
Standard: BS 2692-1, IEC 60282-1
Pin strike: No
Application: Instrument transformers indoor

Rated voltage Ном. напрежение	Rated current Ном. ток	Order № Каталожен №	Length Дължина	Diameter Диаметър
kV	A	VvPt	L, mm	D, mm
12	1	2010001	257	20,5
	2	2010002	257	20,5
15,5	1	2015001	257	20,5
	2	2015002	257	20,5
25,5	1	2025001	340	20,5
	2	2025002	340	20,5
36	1	2035001	400	36
	2	2025002	400	36

General information

Type: VvPtt
Class: AB, AM, CAV
Standard: BS 2692-1, IEC 60282-1
Pin strike: No
Application: Instrument transformers indoor / outdoor /

Rated voltage Ном. напрежение	Rated current Ном. ток	Order № Каталожен №	Length Дължина	Diameter Диаметър
kV	A	VvPtt	L, mm	D, mm
3,6	3,15-10	2103010	142	25,4
5,5	0,5-6,3	2105006	142	25,4
7,2	3,15-6,3	2107006	195	25,4
12	3,15	2110003	195	25,4
15,5	3,15	2115003	254	25,4
17,5	3,15	2117003	359	25,4
24	3,15	2120003	359	25,4
36	3,15	2135003	359	25,4

General information

Type: VVPta
Standard: BS2692-1/ IEC 60282-1
Pin strike: No
Application: Instrument transformers

Rated voltage Ном. напрежение	Rated current Ном. ток	Order № Каталожен №	Length Дължина	Diameter Диаметър
kV	A	VvPta	L, mm	D, mm
3.6	2	2210302	220	40
7.2	2	2210702	220	40
	4	2210704	220	40
	6	2210706	220	40
	10	2210710	220	40
12	2	2211002	220	40
24	2	2212002	340	40
	3	2212003	340	40
	4	2212004	340	40
36	2	2213002	440	40
	4	2213004	440	40

The dimensional drawings are on Page 8 Чертежи с габаритни размери на стр. 8

for detailed information visit www.nikdim.bg

Drawings and Time-Current Characteristics

Чертежи и времетокови характеристики

Time-current Characteristics HV fusesV

Времетокови характеристики високоволтови предпазители

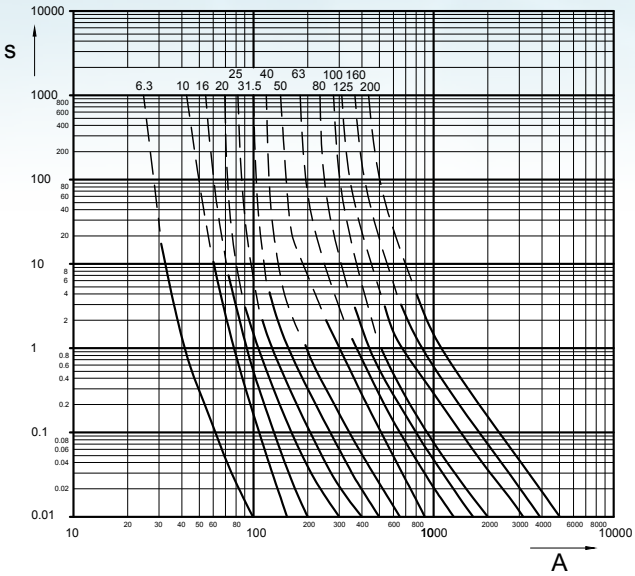

Cut-off Characteristics HV fuses

Cut-off характеристики високоволтови предпазители

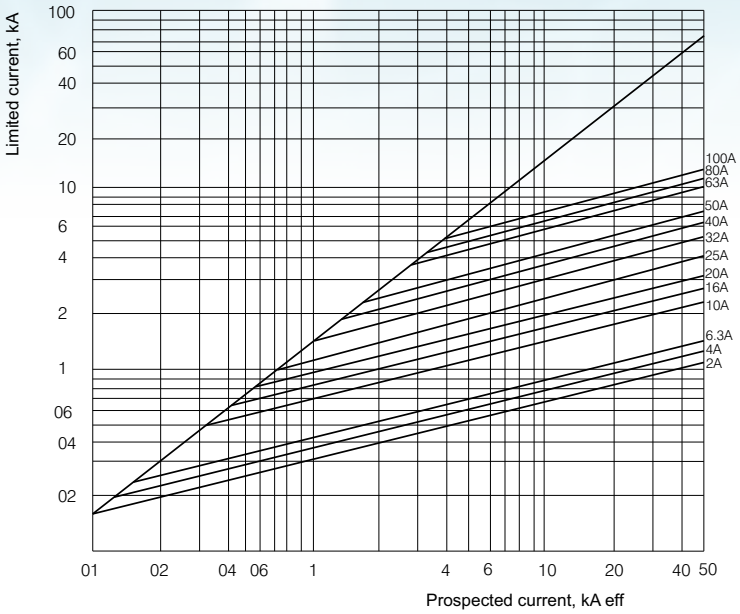

Type of Fuse

Тип предпазител

Dimensions

Габаритни размери

VvP
VvPf

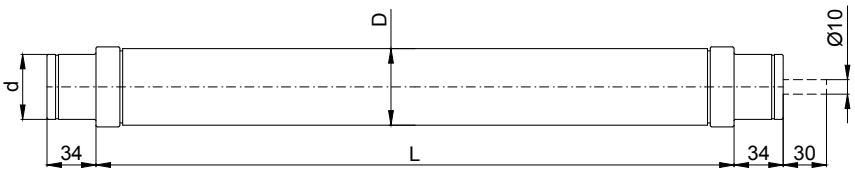

VvPa
VvPb
VvPr

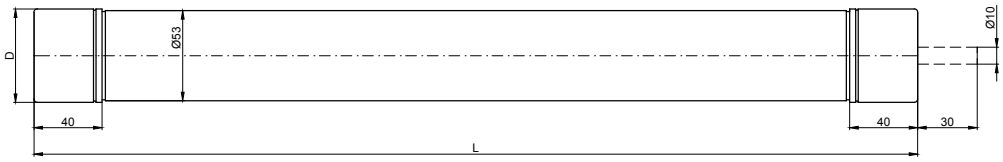

VvPt
VvPtt
VvPta

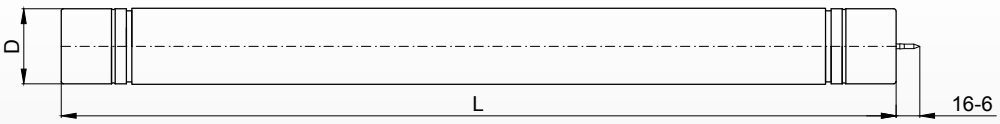

for detailed information visit www.nikdim.bg

High Voltage Fuse Holders
Стойки за високоволтови предпазители

Typology

SVvP - HV fuse holders for indoor mounting
SVvPO - HV fuse holders for outdoor mounting

SVvP 12kV

SvVP 24kV



SVvPO 3p 24kV

Rated voltage Ном. Напрежение	Type Тип	Order № Каталожен №	Order № Каталожен №
kV		1P	3P
7.2	SVvP	2407001	2407003
12		2410001	2410003
24		2420001	2420003
36		2435001	2435003
7.2	SVvPO	2507001	2507003
12		2510001	2510003
24		2520001	2520003
36		2535001	2535003

Dimensions Размери					Weight Тегло
A	B	C	D	H	kg
195	225	60	335	230	5
295	325	140	435	230	5.5
445	475	290	580	295	7.6
540	570	385	680	435	18.0
195	225	65	335	380	17
295	325	145	435	380	17.5
445	475	300	600	420	18.0
540	570	390	680	547	36.0

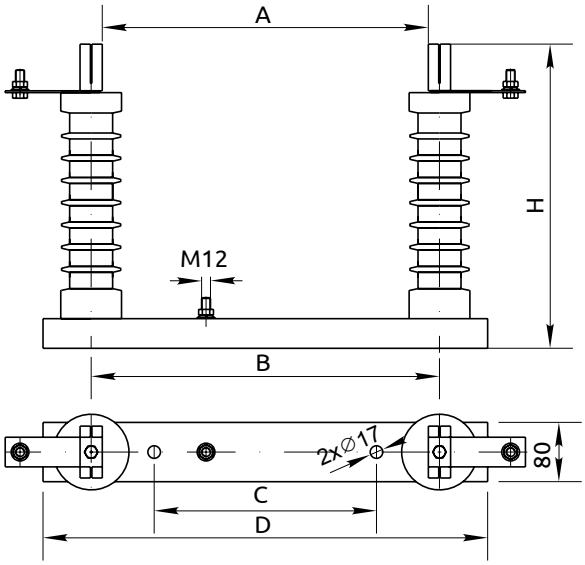

The Fuse Holders can be assembled with different kind of insulator according to customer's request
Стойките могат да бъдат произведени с различен тип изолатор по запитване на клиента

for detailed information visit www.nikdim.bg

Low Voltage Fuses NH Type, class gG

Високомощни предпазители тип NH, клас gG

General information

Type:	NH
Class	gG
Standard	IEC 60269-1
Breaking Capacity	100kA, 120 kA
Rated Voltage	AC 400V, 500V and 690V
Rated frequency	50 Hz

Size Размер	Rated current Ном.ток	Order № Каталожен №	Order № Каталожен №	Order № Каталожен №	Weight Тегло	Packing Опаковка
	A	400V	500V	690V	kg.	pcs.
00C	2	3130002	3230002	3030002	0.13	3/153
	4	3130004	3230004	3030004		
	10	3130010	3230010	3030010		
	16	3130016	3230016	3030016		
	20	3130020	3230020	3030020		
	25	3130025	3230025	3030025		
	32	3130032	3230032	3030032		
	35	3130035	3230035	3030035		
	40	3130040	3230040	3030040		
	50	3130050	3230050	3030050		
	63	3130063	3230063	3030063		
	80	3130080	3230080	3030080		
	100	3130100	3230100	3030100		
00	2	3120002	3220002	3020002	0.19	3/108
	4	3120004	3220004	3020004		
	10	3120010	3220010	3020010		
	16	3120016	3220016	3020016		
	20	3120020	3220020	3020020		
	25	3120025	3220025	3020025		
	32	3120032	3220032	3020032		
	35	3120035	3220035	3020035		
	40	3120040	3220040	3020040		
	50	3120050	3220050	3020050		
	63	3120063	3220063	3020063		
	80	3120080	3220080	3020080		
	100	3120100	3220100	3020100		
	125	3120125	3220125	3020125		
	160	3120160	3220160	3020160		
0	6	3110006	3210006	3010006	0.26	3/72
	10	3110010	3210010	3010010		
	16	3110016	3210016	3010016		
	20	3110020	3210020	3010020		
	25	3110025	3210025	3010025		
	32	3110032	3210032	3010032		
	35	3110035	3210035	3010035		
	40	3110040	3210040	3010040		
	50	3110050	3210050	3010050		
	63	3110063	3210063	3010063		
	80	3110080	3210080	3010080		
	100	3110100	3210100	3010100		
	125	3110125	3210125	3010125		
	160	3110160	3210160	3010160		
1C	16	3101C016	3201C016	3001C016	0.27	3/48
	20	3101C020	3201C020	3001C020		
	25	3101C025	3201C025	3001C025		
	35	3101C035	3201C035	3001C035		
	40	3101C040	3201C040	3001C040		
	50	3101C050	3201C050	3001C050		
	63	3101C063	3201C063	3001C063		
	80	3101C080	3201C080	3001C080		
	100	3101C100	3201C100	3001C100		
	125	3101C125	3201C125	3001C125		
	160	3101C160	3201C160	3001C160		

for detailed information visit www.nikdim.bg

Size Размер	Rated current Ном.ток	Order № Каталожен №	Order № Каталожен №	Order № Каталожен №	Weight Тегло	Packing Опаковка
	A	400V	500V	690V	kg.	pcs.
1	16	3101016	3201016	3001016	0.38	3/54
	20	3101020	3201020	3001020		
	25	3101025	3201025	3001025		
	35	3101035	3201035	3001035		
	40	3101040	3201040	3001040		
	50	3101050	3201050	3001050		
	63	3101063	3201063	3001063		
	80	3101080	3201080	3001080		
	100	3101100	3201100	3001100		
	125	3101125	3201125	3001125		
	160	3101160	3201160	3001160		
	200	3101200	3201200	3001200		
	224	3101224	3201224	3001224		
	250	3101250	3201250	3001250		
2C	35	3102C035	3202C035	3002C035	0.41	3/36
	50	3102C050	3202C050	3002C050		
	63	3102C063	3202C063	3002C063		
	80	3102C080	3202C080	3002C080		
	100	3102C100	3202C100	3002C100		
	125	3102C125	3202C125	3002C125		
	160	3102C160	3202C160	3002C160		
	200	3102C200	3202C200	3002C200		
	224	3102C224	3202C224	3002C224		
	250	3102C250	3202C250	3002C250		
2	35	3102035	3202035	3002035	0.585	3/36
	50	3102050	3202050	3002050		
	63	3102063	3202063	3002063		
	80	3102080	3202080	3002080		
	100	3102100	3202100	3002100		
	125	3102125	3202125	3002125		
	160	3102160	3202160	3002160		
	200	3102200	3202200	3002200		
	224	3102224	3202224	3002224		
	250	3102250	3202250	3002250		
	300	3102300	3202300	3002300		
	315	3102315	3202315	3002315		
	355	3102355	3202355	3002355		
	400	3102400	3202400	3002400		
3C	200	3103C200	3203C200	3003C200	0.655	1/18
	224	3103C224	3203C224	3003C224		
	250	3103C250	3203C250	3003C250		
	300	3103C300	3203C300	3003C300		
	315	3103C315	3203C315	3003C315		
	355	3103C355	3203C355	3003C355		
	400	3103C400	3203C400	3003C400		
3	200	3103200	3203200	3003200	0.97	1/20
	224	3103224	3203224	3003224		
	250	3103250	3203250	3003250		
	300	3103300	3203300	3003300		
	315	3103315	3203315	3003315		
	355	3103355	3203355	3003355		
	400	3103400	3203400	3003400		
	425	3103425	3203425	3003425		
	500	3103500	3203500	3003500		
	630	3103630	3203630	3003630		
4	630	3104630	3204630	3004630	1.95	1
	800	3104800	3204800	3004800		
	1000	3104100	3204100	3004100		
	1250	3104125	3204125	3004125		
4a	630	3104631	3204631	3004631		1/8
	800	3104801	3204801	3004801		
	1000	3104101	3204101	3004101		
	1250	3104126	3204126	3004126		

for detailed information visit www.nikdim.bg

Low Voltage Fuses NH Type, class gG

Високомощни предпазители тип NH, клас gG

General information

Type:	NH
Class	gG
Stadard	IEC 60269-1
Breaking Capacity	50kA
Rated Voltage	AC 800V, 1000V
Rated frequency	50 Hz

Size Размер	Rated current Ном.ток	Order № Каталожен №	Order № Каталожен №	Weight Тегло	Packing Опаковка
	A	800V	1000V	kg.	pcs.
1	16	3801016	3901016	0,38	3/54
	20	3801020	3901020		
	25	3801025	3901025		
	35	3801035	3901035		
	40	3801040	3901040		
	50	3801050	3901050		
	63	3801063	3901063		
	80	3801080	3901080		
	100	3801100	3901100		
	125	3801135	3901135		
	160	3801160	3901160		
	200	3801200	3901200		
	224	3801224	3901224		
	250	3801250	3901250		

Handle for NH Type fuses

Ръкохватка за NH предпазители



for detailed information visit www.nikdim.bg

Low Voltage Fuses Bolted NHb Type, class gG

Високомощни предпазители болтови тип NHb, клас gG

General information

Type:	NHb
Class	gG
Standard	IEC 60269-1
Rated Voltage	AC 380V, 500V
Rated frequency	50 Hz

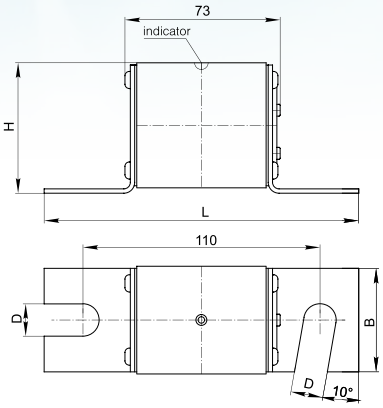

Type Тип	Rated current Ном.ток	Order № Каталожен №	L	D	H	B	Weight Тегло
	A		mm				kg.
NHb1	40	3301040	141	13	51.5	39	0.4
	50	3301050	141	13	51.5	39	0.4
	63	3301063	141	13	51.5	39	0.4
	80	3301080	141	13	51.5	39	0.4
	100	3301100	141	13	51.5	39	0.4
	125	3301125	141	13	51.5	39	0.4
	160	3301160	141	13	51.5	39	0.4
	200	3301200	141	13	51.5	39	0.4
	250	3301250	141	13	51.5	39	0.4
NHb2	100	3302100	147	15	61	48	0.58
	125	3302125	147	15	61	48	0.58
	160	3302160	147	15	61	48	0.58
	200	3302200	147	15	61	48	0.58
	250	3302250	147	15	61	48	0.58
	315	3302315	147	15	61	48	0.58
	355	3302355	147	15	61	48	0.58
	400	3302400	147	15	61	48	0.58

Low Voltage Fuses Railways NHg Type, class gG

Високомощни предпазители за железници тип NHg, клас gG

General information

Type:	NHg types G2 and G4
Class:	gG
Standard:	IEC 60269-1
Rated Voltage:	AC 500V
Rated Frequency:	50 Hz

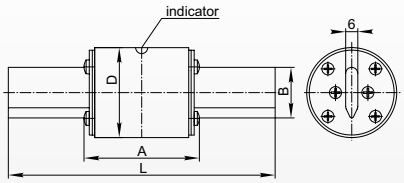

Type Тип	Rated current Ном.ток	Order № Каталожен №	Dimensions Размери				Weight Тегло
			L	B	D	A	kg.
			mm				
G2	32	1552032	132	25	44.5	56	0.3
	40	1552040	132	25	44.5	56	0.3
	50	1552050	132	25	44.5	56	0.3
	63	1552063	132	25	44.5	56	0.3
	75	1552075	132	25	44.5	56	0.3
	100	1552100	132	25	44.5	56	0.3
	125	1552125	132	25	44.5	56	0.3
	150	1552150	132	25	44.5	56	0.3
	200	1552200	132	25	44.5	56	0.3
	250	1552250	132	25	44.5	56	0.3
G4	200	1554200	160	32	54.5	65	0.53
	250	1554250	160	32	54.5	65	0.53
	315	1554315	160	32	54.5	65	0.53
	400	1554400	160	32	54.5	65	0.53

for detailed information visit www.nikdim.bg

NIKDIM

Low Voltage Fuses NH Type class gTR

Високомощни предпазители тип NH, клас gTR

General information

Type	NH
Class	gTr
Stadard Стандарт	IEC 60269-1, VDE 0636/2011
Breaking Capacity	100kA
Rated Voltage AC	AC 400V
Rated frequency	50 Hz

Type gTr Тип gTr	Transformer Power Мощност на тр ансф.	Transformer Rated Current Номинален ток на трансф.	Order № Каталожен №	Weight Тегло	Packing Опаковка
	kVA	A		kg	pcs.
NH 2	50	72	3402050	0,585	3/36
	75	108	3402075		
	100	144	3402100		
	125	180	3402125		
	160	231	3402160		
	200	289	3402200		
	250	361	3402250		
NH 3	50	72	3403050	0,97	1/20
	75	108	3403075		
	100	144	3403100		
	125	180	3403125		
	160	231	3403160		
	200	289	3403200		
	250	361	3403250		
	315	455	3403315		
	400	577	3403400		
NH 4a	250	361	3404250	1,97	1/8
	315	455	3404315		
	400	577	3404400		
	500	722	3404500		
	630	909	3404630		
	800	1155	3404800		
	1000	1443	3404101		

Low Voltage Fuses NH Type class aM

Високомощни предпазители тип NH, клас aM

General information

Type	NH
Class	aM
Stadard Стандарт	IEC 60269
Breaking Capacity	100kA
Rated Voltage AC	690V
Rated frequency	50 Hz

Type aM Тип aM	Rated current Ном. ток	Order № Каталожен №	Weight Тегло	Packing Опаковка
	A		kg	pcs.
NH 00	50	3720050	0,19	3/108
	63	3720063		
	80	3720080		
	100	3720100		
	125	3720125		
NH 0	63	3721063	0,26	3/72
	80	3721080		
	100	3721100		
	125	3721125		
NH 1	63	3701063	0,38	3/54
	80	3701080		
	100	3701100		
	125	3701125		
	160	3701160		
	200	3701200		
	224	3701224		
	250	3701250		
NH 2	160	3702160	0,585	3/36
	200	3702200		
	250	3702250		
	300	3702300		
	315	3702315		
NH 3	315	3703315	0,97	1/20
	400	3703400		
NH 4a	500	3703500	1,97	1/8
	630	3704631		
	800	3704801		
	1000	3704101		

for detailed information visit www.nikdim.bg

Low Voltage Fuses NH Type class gPV

Високомощни предпазители тип NH, клас gPV

General information

Type	NH photovoltaic
Class	gPV, Series C and D
Stadard	IEC 60269-6
Breaking Capacity	30kA
Rated Voltage AC	DC 1000V and DC 1500V
Rated frequency	50 Hz

Type NH photovoltaic	Rated current Ном. ток	Rated current Ном.ток	Order № Каталожен №	Weight Тегло
	V	A		kg
NH 1	1000V	50	3601050	0,38
		63	3601063	
		80	3601080	
		100	3601100	
		125	3601125	
		160	3601160	
		200	3601200	
NH 1XL	1500V	50	3601050XL	0,66
		63	3601063XL	
		80	3601080XL	
		100	3601100XL	
		125	3601125XL	
		160	3601160XL	
		200	3601200XL	
NH 2	1000V	200	3602200	0,62
		250	3602250	
NH 2XL	1500V	200	3602200XL	1,04
		250	3602250XL	
NH 3	1000V	200	3603200	0,97
		250	3603250	
		315	3603315	
		400	3603400	
NH 3L	1500V	315	3603315L	1,78
		400	3603400L	

for detailed information visit www.nikdim.bg

Drawings and Time-Current Characteristics
Чертежи и времетокови характеристики

Time-current Characteristics Low Voltage Fuses
Времетокови характеристики предпазители ниско напрежение

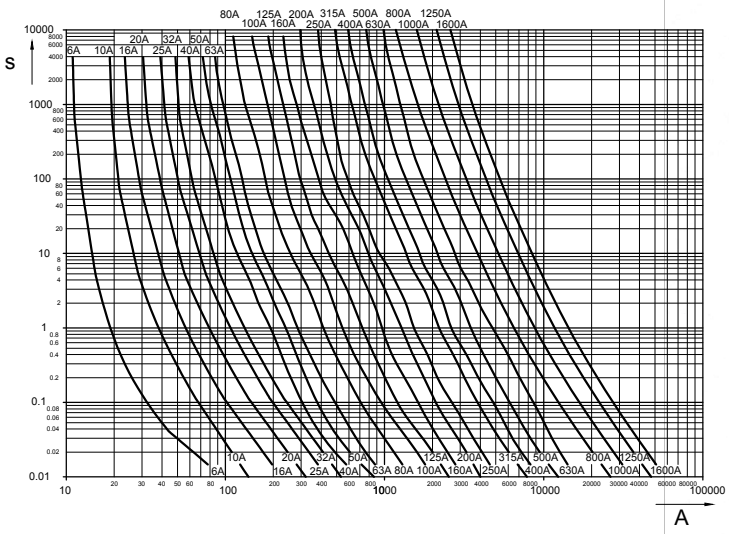

Cut-off Characteristics Low Voltage Fuses
Cut-off характеристики предпазители ниско напрежение

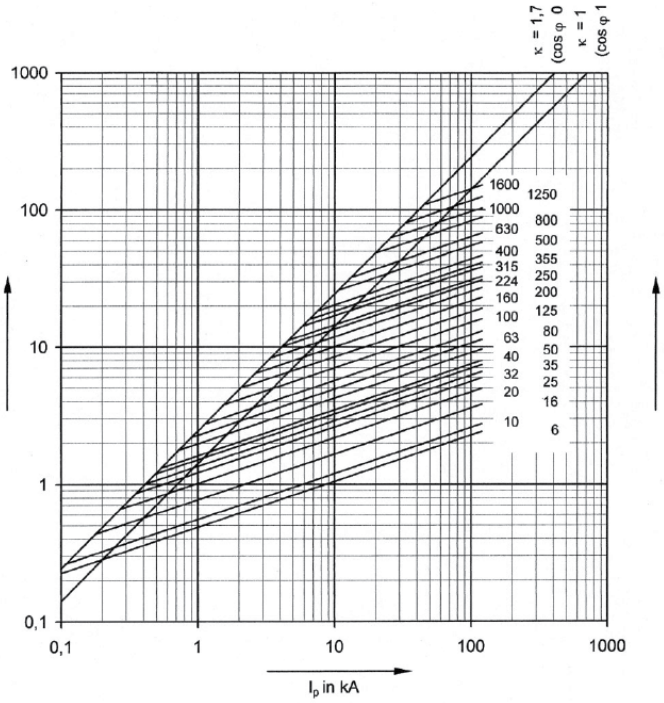

Dimensions
Габаритни размери

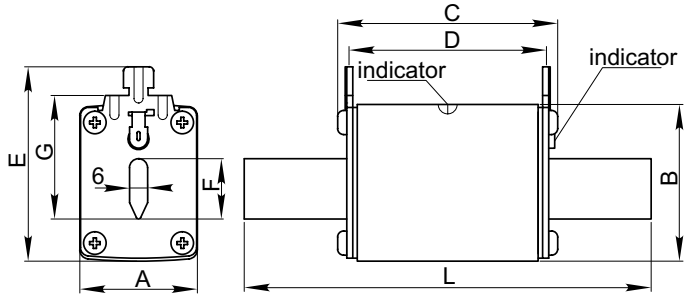

NH size	Dimensions Размери							
	A	B	C	D	E	F	G	L
	mm							
NH 000/00C	20	40	52	47	53	15	35	78,5
NH 00	29	47	52	47	60	15	35	78,5
NH 0	29	47	67	65	60	15	35	125
NH 1C	29	47	72	65	64	15	40	135
NH 1	39	52	73	65	64,5	20	40	135
NH 1XL	39	52	126	120	64,5	20	40	191
NH 2C	40	53	72	65	72	20	48	150
NH 2	54	60	73	65	73,5	25	48	150
NH 2XL	54	60	123	118	73,5	25	48	205
NH 3C	59	60	72	65	85	25	60	150
NH 3	70	74	73	65	87,5	32	60	150
NH 3L	70	74	129	118	87,5	32	60	205
NH 4	100	100	75	65	122	50	87	200
NH 4a	100	100	75	65	122	50	87	200

for detailed information visit www.nikdim.bg

Low Voltage Fuse Bases NH Type

Основи за високомощни предпазители тип NH

General information • Обща информация

Type:	OVP
Class	gG
Stadard	IEC 60269-1
Rated Voltage	AC 315V, 400V, 500V, 690V
Rated frequency	50 Hz

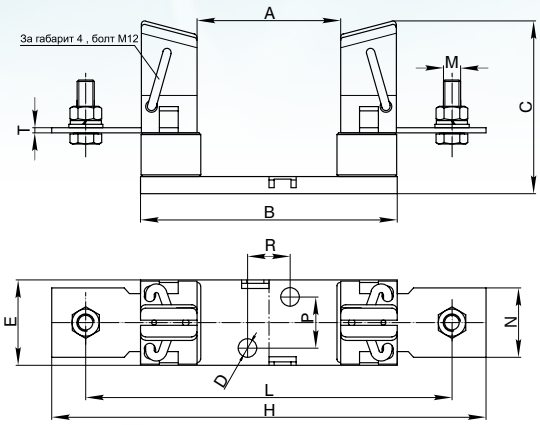

Dimensions Размери												Weight Тегло
A	B	C	D	E	H	L	N	M	P	R	T	kg.
mm												
56.5	84	59	7.5	30	115	100	20.5	8	0	25	2	0.165
74	127	68	7.5	32	167	150	25	8	0	25	2	0.310
80	150	84	11	50	200	175	25	10	30	25	2	0.520
80	150	95	11	50	225	200	31	10	30	25	2.5	0.760
80	150	102	11	50	250	210	40	12	30	25	3	0.940
96.7	200	140	12	95	290	250	45	16	45	30	7	2.880

Size Размер	Rated current Ном.ток	Order № Каталожен №	Order No Каталожен №
	A	with metal с мет.основа	with porcelain с порц.основа
00	160	4120160	4520160
0	160	4110160	4510160
1	250	4101250	4501250
2	400	4102400	4502400
3	630	4103630	4503630
4/4a	1250	4104125	4504125

Low Voltage Solid Links NH Type

Шунтови предпазители тип NH

General information

Type:	NH Solid links
Rated Voltage	AC 500V, 690V

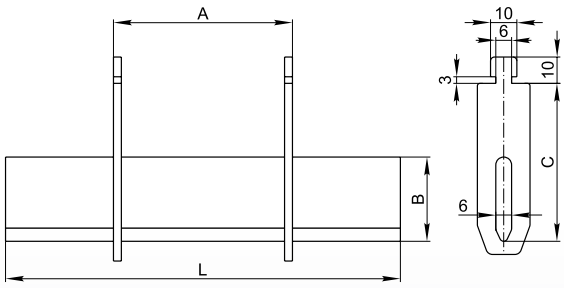

Type Тип	Rated current Ном.ток	Order № Каталожен №	Dimensions Размери			
			L	B	C	A
			mm			
00	160	3520160	78.5	15	35	49
0	160	3500160	125	15	35	68
1	250	3500250	135	20	40	68
2	400	3500400	150	25	48	68
3	630	3500630	150	32	60	68
4	1250	3501250	200	51	87	68
4a	1600	3501600	200	50	86	89

for detailed information visit www.nikdim.bg

Low Voltage Screw Type Fuses
Винтови предпазители ниско напрежение

General information

Class	gG
Standard	IEC 60269-1
Rated Voltage	500V
Rated frequency	50 Hz

Ir	Ur	Type Тип	Order № Каталожен №	Weight Тегло
A	V			g
2	500	Fuse links D II E 27	5027002	27
4	500		5027004	27
6	500		5027006	30
10	500		5027010	30
16	500		5027016	30
20	500		5027020	34
25	500		5027025	34
35	500	Fuse links D III E 33	5033035	45
50	500		5033050	48
63	500		5033063	51
80	500	Fuse links D IV E 40	5040080	52
100	500		5040100	52
25	500	Fuse Cap E 27 25A	5127025	36
63	500	Fuse Cap E 33 63A	5133063	65
100	500	Fuse Cap E 40 100A	5140100	220
25	500	Fuse Base E 27 25A	5227025	123
63	500	Fuse Base E 33 63A	5233063	175
100	500	Fuse Base E 40 100A	5240100	470

Low Voltage Screw Type Fuses D0 Series
Винтови предпазители ниско напрежение серия D0

General information

Class	gG
Standard	IEC 60269-2
Rated Voltage	400V
Rated frequency	50 Hz
Breaking Capacity	50 kA

Ir	Ur	Description Описание	Order № Каталожен №	Weight Тегло
A	V			g
2	400	D 01 E 14	5014002	13
4	400		5014004	13
6	400		5014006	13
10	400		5014010	13
16	400		5014016	13
20	400	D 02 E 18	5018020	14
25	400		5018025	14
35	400		5018035	14
40	400		5018040	14
50	400		5018050	14
63	400		5018063	14
80	400	D 03 M 30x2	5030080	16
100	400		5030100	16

Ir	Ur	Type Тип	Order № Каталожен №
A	V		
16	400	Fuse Cap E 14	5114016
63	400	Fuse Cap E 18	5118063
16	400	Fuse Base E 14	5214016
63	400	Fuse Base E 18	5218063

for detailed information visit www.nikdim.bg

Low Voltage Cylindrical Fuses class gG and class gPV

Цилиндрични предпазители ниско напрежение

General information

Type	Cylindrical fuses
Class	gG aM
Standard	IEC 60269-2
Rated Voltage	400V, 500V
Breaking capacity	100кA, 120кA

Size Размер	Rated current Ном. ток	Type Тип	Order № Каталожен №
mm	A		
Ø 8,5x31,5	2	Cylindrical fuse 8,5x31,5	5853102
Ø 8,5x31,5	4		5853104
Ø 8,5x31,5	6		5853106
Ø 8,5x31,5	8		5853108
Ø 8,5x31,5	10		5853110
Ø 8,5x31,5	16		5853116
Ø 10x38	2	Cylindrical fuse 10x38	5103802
Ø 10x38	4		5103804
Ø10x38	6		5103806
Ø 10x38	10		5103810
Ø 10x38	16		5103816
Ø 10x38	20		5103820
Ø 10x38	25		5103825
Ø 10x38	32		5103832
Ø 14x51	2	Cylindrical fuse 14x51	5145102
Ø 14x51	4		5145104
Ø 14x51	6		5145106
Ø 14x51	10		5145110
Ø 14x51	16		5145116
Ø 14x51	20		5145120
Ø 14x51	25		5145125
Ø 14x51	32		5145132
Ø 14x51	40		5145140
Ø 14x51	50		5145150
Ø 14x51	63		5145163
Ø 22x58	25	Cylindrical fuse 22x58	5225825
Ø 22x58	32		5225832
Ø 22x58	40		5225840
Ø 22x58	50		5225850
Ø 22x58	63		5225863
Ø 22x58	80		5225880
Ø 22x58	100		5225810
Ø 22x58	125		5225812
Ø 8,5x31,5	16	Base for cylindrical fuse 8,5x31,5	5238532
Ø 10x38	32	Base for cylindrical fuse 10x38	5231038
Ø 14x51	63	Base for cylindrical fuse 14x51	5231451
Ø 22x58	125	Base for cylindrical fuse 22x58	5232258

General information

Type	Solar cylindrical fuses
Class	gPV
Stadard	IEC 60269-6
Rated voltage	1000V DC
Breaking capacity	25kA

Size Размер	Rated current Ном. ток	Type Тип	Order № Каталожен №
mm	A		
Ø 10x38	8	Solar cylindrical fuse 10x38	5203808
Ø 10x38	10		5203810
Ø 10x38	12		5203812
Ø 10x38	15		5203815
Ø 10x38	20		5203820
Ø 10x38	25		5203825
Ø 10x38	32		5203832
Ø 14x51	8	Solar cylindrical fuse 14x51	5245108
Ø 14x51	10		5245110
Ø 14x51	12		5245112
Ø 14x51	15		5245115
Ø 14x51	20		5245120
Ø 14x51	25		5245125
Ø 14x51	32		5245132
Ø 14x51	40		5245140
Ø 14x51	50		5245150
Ø 10x38	32	Base for Solar cylindrical fuse 10x38	5201038
Ø 14x51	63	Base for Solar cylindrical fuse 14x51	5201451

DC Fuses
Предпазители за прав ток

General information

Type:	Screw Type and TP
Standard	IEC 60269-4
Rated Voltage	DC 600 - 1000V
Rated frequency	50 Hz
Application	electro-transport

Rated current Ном.ток	Rated voltage Ном.напр	Type Тип	Order № Каталожен №
A	V		
25	750	Screw type fuse link DIII/750V	34017525
35	750		34017535
50	750		34017550
63	750		34017563
10	600	TP22/127	34036010
16	600		34036016
20	600		34036020
25	600		34036025
10	1000	TP22/115	34041010
15	1000		34041015
20	1000		34041020
50	1000		34041050
25	600		34041025

Fuses for Railways
Предпазители за железниците

General information

Type:	VvP for railways
Standard:	IEC 60282-1
Rated Voltage:	1500 - 3850V
Rated Frequency:	50 Hz
Application:	Railways

Rated current Ном.ток	Rated voltage Ном.напр	Type Тип	Order № Каталожен №	Weight Тегло
A	V			kg.
25	3850	VvP cylindrical type	1513025	2,4
50	3850		1513050	2,4
10	1500	VvP wings type	1521510	0,45
16	1500		1521516	0,45
20	1500		1521520	0,45
1,5	1500	VvP rocket type	1541501	0,16
2	3850		1543002	0,76

for detailed information visit www.nikdim.bg

Nikdim over the world

Никдим по света

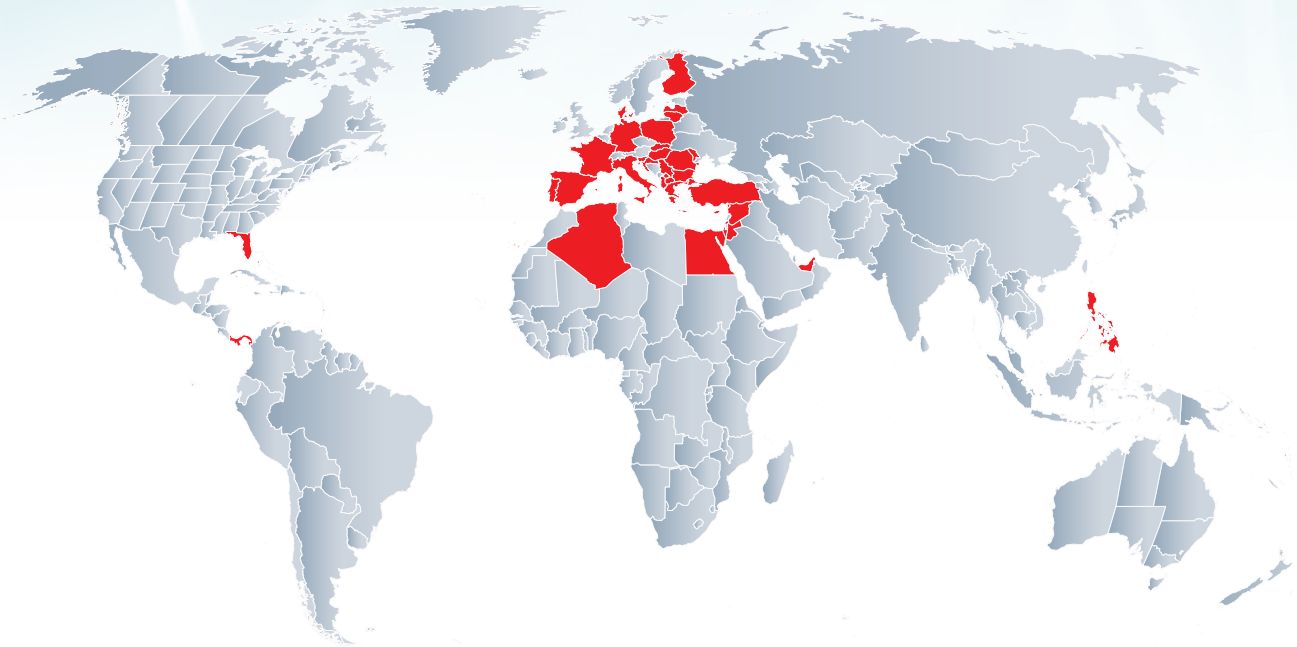

Bulgaria, Romania, Moldova, Albania, Macedonia, Serbia, Kosovo, Turkey, Greece, Cyprus, Poland, Latvia, Lithuania, USA, Slovenia, Slovakia, Hungary, France, Italy, Germany, Portugal, Spain, Algeria, Jordan, Syria, Egypt, U.A.E, Israel, Panama, Philipines, Finland, Croatia

for detailed information visit www.nikdim.bg

NIKDIM
nikdim.bg

Фабрика и централа:
гр. Казанлък 6100
бул. "23ти Пехотен Шипченски Полк" N 116
Централа: 0431 / 65016
Факс: 0431 / 65028
Мобилен: 0887 800533
info@nikdim.bg

Международен офис:
гр. София, 1517
бул. "Ботевградско шосе" бл. 6
Тел/факс: +359 889 297469
export@nikdim.bg

Factory and Headquarters:
6100 Kazanlak, Bulgaria
23rd Shipchensky Polk N 116
Central line: +359 431 65016
Fax: +359 431 65028
Mobile line: +359 887 800533
info@nikdim.bg

International Office:
1517 Sofia, Bulgaria
Botevgradsko Shose Blvd, bl. 6
Tel/Fax: +359 889 297469
export@nikdim.bg

Distributor:
Дистрибутор:

www.nikdim.bg