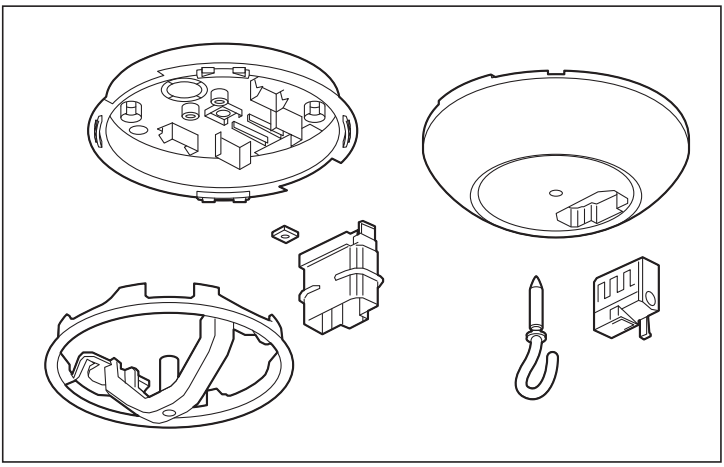

Fixation de la base sur le plafond

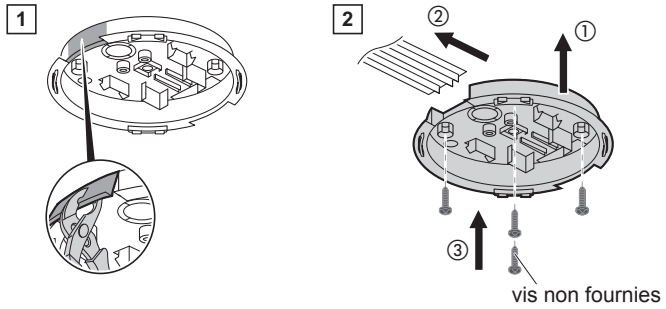

Utilisation avec tige filetée de faux plafond

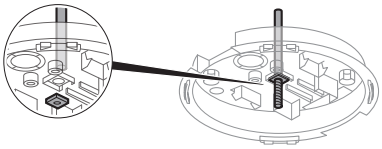

Branchement du connecteur et dénudage

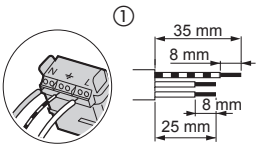

Utiliser un câble rond
3 conducteurs de 1 ou 1,5 mm²
⏚ (terre) = vert/jaune

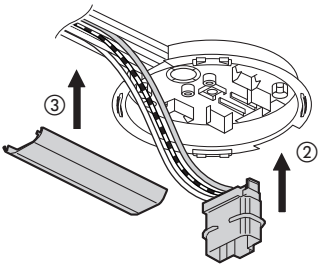

Assemblage

1

Moulure
20 x 12,5 mm

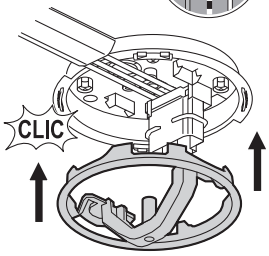

2

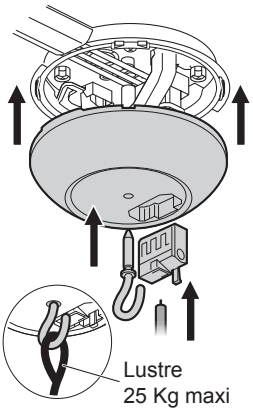

⚠ Avant toute intervention, couper le courant.
Respecter strictement les conditions d'installation et d'utilisation.

Pro & Consumer Service
BP 30076 / F - 87002 Limoges Cedex 1
FR Service Consommateurs
0825 360 360 (0,15 ¤ TTC/min)

LE04227AA