

Ovaline Column and accessories

Number (s) : 6 530 54/55/56/57/58/59



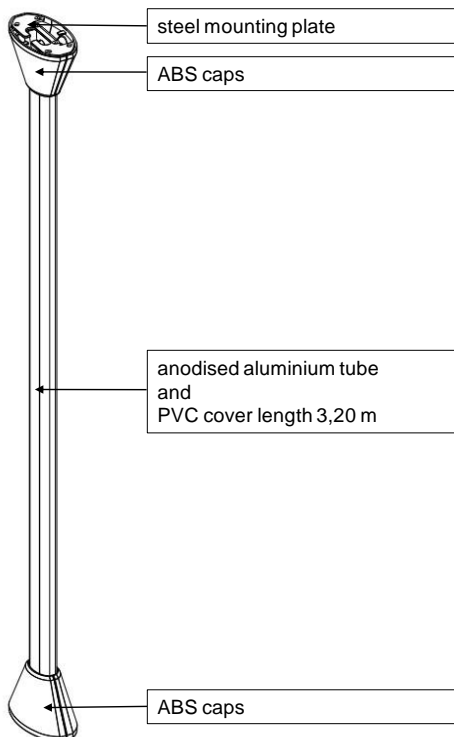
CONTENTS	Pages
1. Description & composition	1
2. Installation	1
3. Dimensions	2
4. Technical characteristics and standards	3 & 4
5. Accessories	5 & 6

1. DESCRIPTION & COMPOSITION

Ovaline Column nr 6 530 54

Characteristics :

- 1 alu tube
- 1 PVC cover
- 1 non adjustable height : 3,20 m
- Cardboard packing



2. INSTALLATION

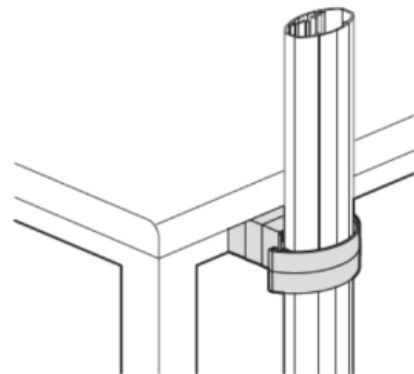
Installation inside only.

Be sure to be in accordance with the electrical installation and earthing procedures.

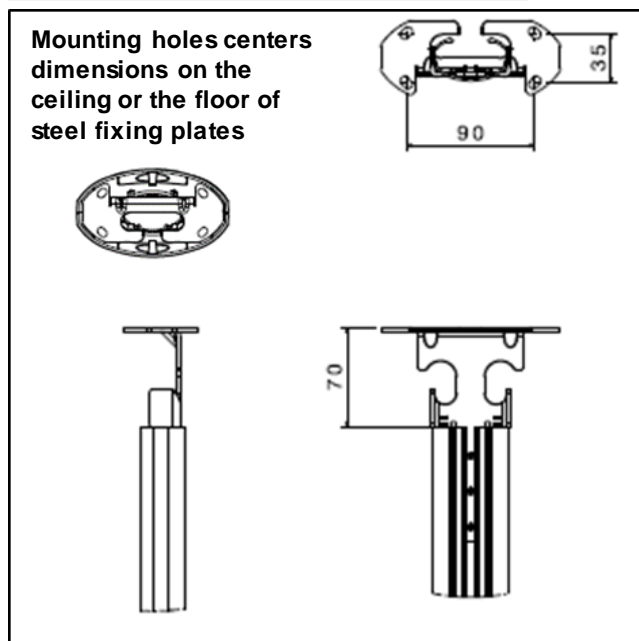
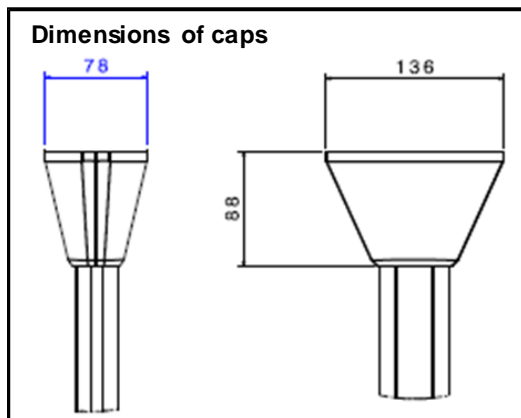
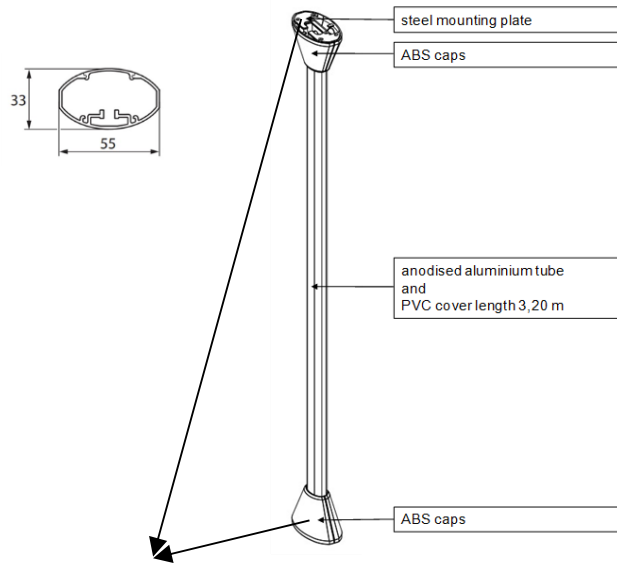
Power supply via cable.

Power supply via the floor or via the ceiling.

Can be cutted at the required level, the column has to be fixed on the floor and at the ceiling in order to get a good management of the cables. It can be fixed near the office desk or fixed at the desk with differents accessories.



3. DIMENSIONS



4. CARACTERISTIQUES TECHNIQUES ET NORMES

Classifications: EN 50085-1 et EN 50085-2-4

Cable trunking systems and cable ducting systems for electrical installations

6.2 Resistance to impact for installation and application	2J
6.3 Minimum storage and transport temperature	-25°C
6.3 Minimum installation and application temperature	-5°C
6.3 Maximum application temperature	60°C
6.4 Resistance to flame propagation	Non-flame propagating
6.5 Electrical continuity characteristic	Yes
6.6 Electrical insulating characteristic	without electrical insulating characteristic
6.7 Degrees of protection provided by enclosure	IP 40
6.9 The system access cover retention	With a tool
6.101 Floor treatment	dry-treatment of floor
6.102 resistance to vertical load	Non applicable
Electrical impedance	5mΩ/m
Transversal section	<i>look at cabling capacity here under</i>
Protection against mechanical impact	IK04

Reference Cable Trunking systems among EN50085-1 et EN5085-2-E

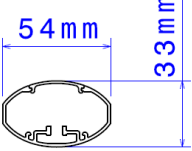
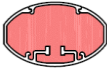
Designation	Reference
Ovaline Column	6 530 54

Other characteristics

RoHs material	European directive 2002/95/CE : 27/01/2003
Product Environmental Profile : available	PEP sheet

4. CARACTERISTIQUES TECHNIQUES ET NORMES (SUITE)

Cabling capacity:

		
		OVALINE COLUMN
		
		G
	Section (mm²)	1000
Ø of cable	Ø7 mm	17
	Ø9 mm	9
	Ø11 mm	5

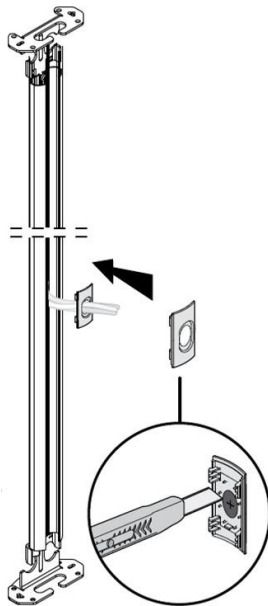
5. ACCESSORIES

5.1 Cable output for ovaline column nr 6 530 57



Material : PBT + PC + Elastomere

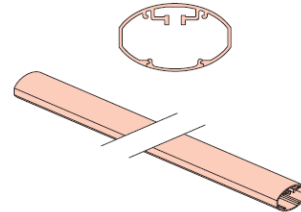
Allow cable output at required height.



5. ACCESSORIES (CONT.)

5.2 Horizontal extensions

5.2.1 Ovaline tube nr. 6 530 55



Length 3,20 m

Materials :

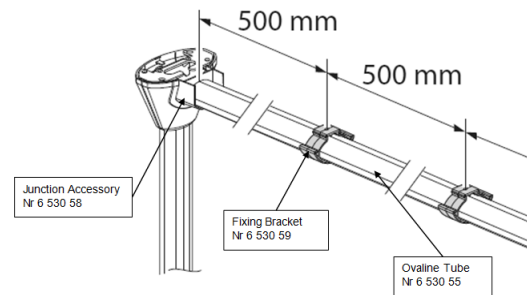
- tube : anodised aluminium
- cover : PVC

May be cutted according to the necessary length.

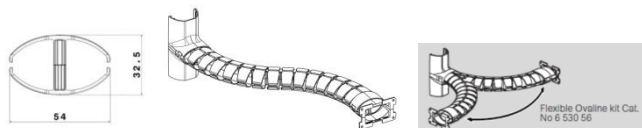
For perfect horizontal connection from the mini-column to cable trays.

To be fixed on Ovaline Kits nrs 6 530 60/61/62/63/64/65.

For horizontal connection to cable trays with junction accessory nr 6 530 58 and fixing bracket nr. 6 530 59



5.2.2 Flexible Ovaline kit nr 6 530 56



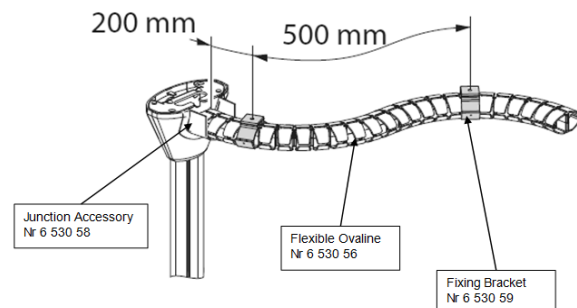
Length : 1 m

Materials :

- Flexible Ovaline : Polypropylene
- Connecting part : ABS

For horizontal connection from mini-columns to cable trays with junction accessory nr 6 530 58 and fixing bracket nr. 6 530 59.

To be fixed on Ovaline Kits nrs 6 530 60/61/62/63/64/65.



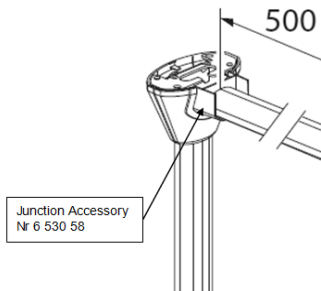
5. ACCESSORIES (CONT.)

5.3 Junction accessory nr 6 530 58 for Ovaline horizontal tube or Ovaline flexible horizontal kit



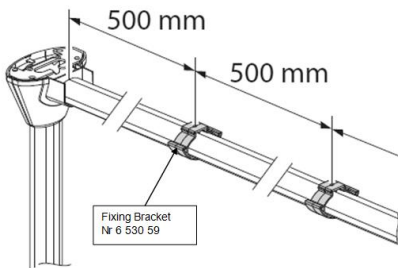
To be fitted after being cutted

Material : PBT + PC



Junction Accessory
Nr 6 530 58

5.4 Fixing bracket nr 6 530 59 for Ovaline horizontal tube or Ovaline flexible horizontal kit

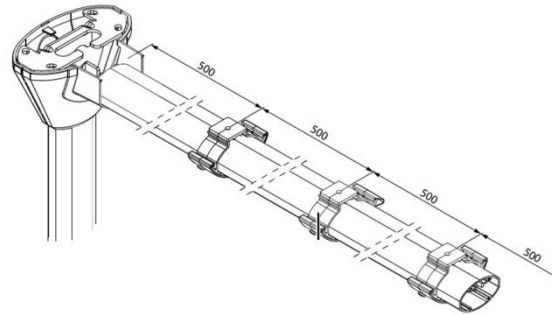


Fixing Bracket
Nr 6 530 59

Material : PBT + PC

5. ACCESSORIES (CONT.)

Installation with Ovaline tube nr 6 530 55



Installation with Ovaline flexible kit nr 6 530 56

