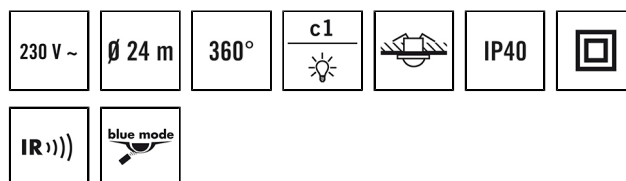


## PD-CE 360i/24 WIELAND GST18

**Item number**      **GTIN**  
 EP10510731      4015120510731



### Product description

- Presence detector with 360° field of detection for recessed ceiling mounting
- range of up to 24 m in diameter for use in offices, classrooms, board rooms etc. and hallways with natural lighting
- 1.0 m pre-assembled GST18i3 inlet and outlet
- Ideal for use in areas with ceilings of up to 10 m, such as sports halls, warehouses etc.
- 16 A high-performance relay (tungsten pre-contact)
- Default settings ensure immediate operability

### Technical data

GENERAL	
Device category	Ceiling-mounted presence detector
Special product features	Simple programming using remote control with "blue mode" technology
User interface	IR remote control
Remote controllable	✓
Conformity	CE, RoHS, WEEE
Warranty	5 years

ATTACHMENT	
Installation type	Recessed mounting
Installation position	Ceiling
Installation dimension	Installation depth: 67 mm, Ø 68 mm
Type of connection	Plug
Connector	WIELAND gesis CLASSIC GST18i3
Number of contacts	3
Length of cable	1,5 m

HOUSING	
Dimensions	Height/Depth 32 mm, Ø 82 mm
Weight	600 g
Material	UV-stabilised polycarbonate
Protection type	IP40
Permissible ambient temperature	-25 °C...+50 °C
Relative humidity	5 - 93 %, non-condensing
Colour	Opal matt

ELECTRICAL VERSION	
Protection class	II

Nominal voltage	230 V / 50 Hz
Power consumption	0,3 W
In-rush current	800 A / 200 µs

SENSORS	
Detection angle	360°
Detection range diagonally	Ø 24 m
Detection range head-on	Ø 11 m
Detection range presence	Ø 8 m
Field of detection	up to 453 m <sup>2</sup>
Recommended installation height	3 m
Max. mounting height	10 m
Light measurement	mixed light

CONTROL	
Number of light channels	1
Push button input lighting	1
Push button input HVAC	–
Slave input	✓
Max. number of slave detectors	10
Mode	Semi-automatic, Fully automatic
Konstantlichtregelung	–
Channel 1	Lighting
Interface	Switching
Contact	make contact / non-floating
Switching capacity channel 1	230 V/50 Hz, 16 AX 2300 W/10 A (cos phi = 1) 1150 VA/5 A (cos phi = 0,5) 600 W LED
Push button input channel 1	✓

## PD-CE 360i/24 WIELAND GST18

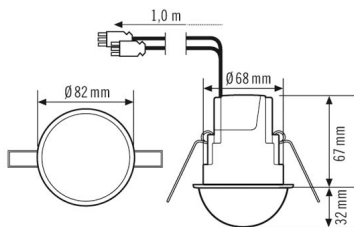
Item number	GTIN
EP10510731	4015120510731

Switch-off delay channel 1	60 s...30 min	Manual override	yes
Master/slave function	✓		

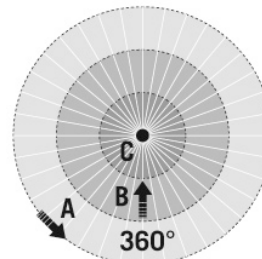
### Accessories

Product designation	Item number	GTIN
PD-CE 360/8 Slave	EP10510748	4015120510748
PD-CE 360/24 Slave	EP10510755	4015120510755
ESY-Pen	EP10425356	4015120425356
REMOTE CONTROL MDi/PDi	EM10425509	4015120425509
Mobil-PDi/MDi-universal	EP10433993	4015120433993
FILTER 230 V	EP10426988	4015120426988
BASKET GUARD ROUND SMALL	EM10425615	4015120425615

### Scale drawing



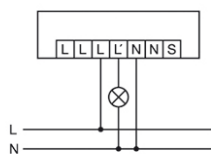
### Field of detections



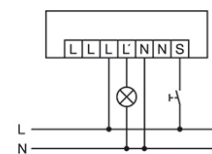
### Detection range

Diagonally (A)	Ø 24 m
Frontal (B)	Ø 11 m
Presence area (C)	Ø 8 m

### Circuit diagram



### Circuit diagram



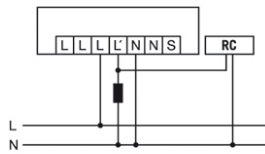
Standard operation

Standard operation with additional control by means of a closing button. If required, the light can be manually switched on or off with the button.

## PD-CE 360i/24 WIELAND GST18

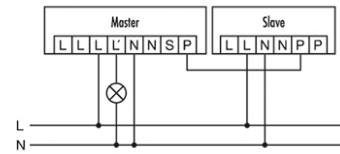
**Item number**      **GTIN**  
 EP10510731      4015120510731

**Circuit diagram**



*An RC filter may be required when connecting inductors (e.g. relays, contactors, ballasts).*

**Circuit diagram**



*Master/slave connection:  
 The master device controls connected systems according to the programmed settings.  
 The sole purpose of the slave devices is to register presence and transmit an impulse to the master device when movement is detected.  
 Caution: a maximum of 10 slave devices may be connected to one master device.*