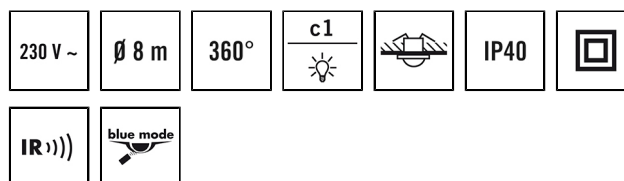


PD-CE 360i/8

Item number **GTIN**
 EP10510700 4015120510700



Product description

- Presence detector with 360° field of detection for recessed ceiling mounting
- range of up to 8 m in diameter at a recommended installation height of 3 m (maximum height 5 m) for use in small rooms and passageways with natural lighting
- 16 A high-performance relay (tungsten pre-contact)
- Default settings ensure immediate operability

Technical data

GENERAL	
Device category	Ceiling-mounted presence detector
Special product features	Simple programming using remote control with "blue mode" technology
User interface	IR remote control
Remote controllable	✓
Conformity	CE, RoHS, WEEE
Warranty	5 years
ATTACHMENT	
Installation type	Recessed mounting
Installation position	Ceiling
Installation dimension	Installation depth: 67 mm, Ø 68 mm
Type of connection	Push terminal
Connectable wire cross section	1,50 - 1,50 mm ²
HOUSING	
Dimensions	Height/Depth 24 mm, Ø 82 mm
Weight	123 g
Material	UV-stabilised polycarbonate
Protection type	IP40
Permissible ambient temperature	-25 °C...+50 °C
Relative humidity	5 - 93 %, non-condensing
Colour	Opal matt
ELECTRICAL VERSION	
Protection class	II
Nominal voltage	230 V / 50 Hz
Power consumption	0,3 W

In-rush current	800 A / 200 µs
SENSORS	
Detection angle	360°
Detection range diagonally	Ø 8 m
Detection range head-on	Ø 6 m
Detection range presence	Ø 4 m
Field of detection	up to 50 m ²
Recommended installation height	3 m
Max. mounting height	5 m
Light measurement	mixed light
CONTROL	
Number of light channels	1
Push button input lighting	1
Push button input HVAC	–
Slave input	✓
Max. number of slave detectors	10
Mode	Semi-automatic, Fully automatic
Konstantlichtregelung	–
Channel 1	Lighting
Interface	Switching
Contact	make contact / non-floating
Switching capacity channel 1	230 V/50 Hz, 16 AX 2300 W/10 A (cos phi = 1) 1150 VA/5 A (cos phi = 0,5) 600 W LED
Push button input channel 1	✓
Switch-off delay channel 1	60 s...30 min
Master/slave function	✓

PD-CE 360i/8

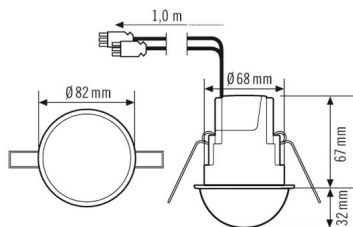
Item number	GTIN
EP10510700	4015120510700

Manual override yes

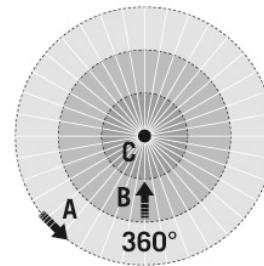
Accessories

Product designation	Item number	GTIN
PD-CE 360/8 Slave	EP10510748	4015120510748
PD-CE 360/24 Slave	EP10510755	4015120510755
ESY-Pen	EP10425356	4015120425356
REMOTE CONTROL MDi/PDi	EM10425509	4015120425509
Mobil-PDi/MDi-universal	EP10433993	4015120433993
FILTER 230 V	EP10426988	4015120426988
BASKET GUARD ROUND SMALL	EM10425615	4015120425615

Scale drawing



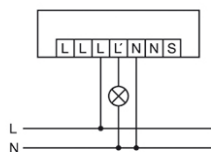
Field of detections



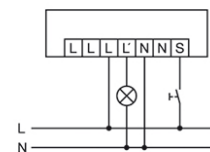
Detection range

Diagonally (A)	∅ 8 m
Frontal (B)	∅ 6 m
Presence area (C)	∅ 4 m

Circuit diagram



Circuit diagram



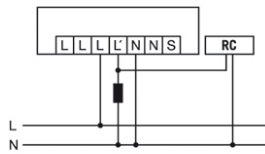
Standard operation

Standard operation with additional control by means of a closing button. If required, the light can be manually switched on or off with the button.

PD-CE 360i/8

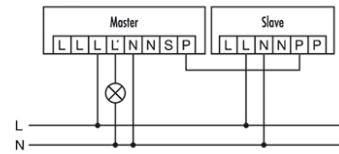
Item number **GTIN**
 EP10510700 4015120510700

Circuit diagram



An RC filter may be required when connecting inductors (e.g. relays, contactors, ballasts).

Circuit diagram



*Master/slave connection:
 The master device controls connected systems according to the programmed settings.
 The sole purpose of the slave devices is to register presence and transmit an impulse to the master device when movement is detected.
 Caution: a maximum of 10 slave devices may be connected to one master device.*