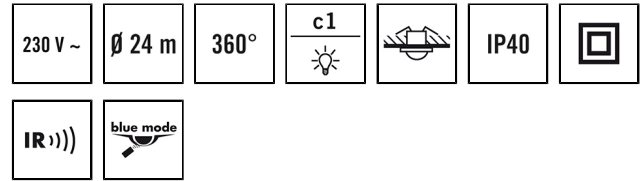


## MD-CE 360i/24 WIELAND GST18

**Item number**      **GTIN**  
 EP10510038      4015120510038



### Product description

- Recessed ceiling-mounted motion detector with 360° field of detection
- Large range of up to 24 m in diameter at a recommended installation height of 3 m (maximum mounting height 5 m), suitable for a variety of uses
- 1.0 m pre-assembled GST18i3 inlet and outlet
- 16 A high-performance relay (tungsten pre-contact)
- Default settings ensure immediate operability

### Technical data

GENERAL	
Device category	Ceiling-mounted motion detector
Special product features	Simple programming using remote control with "blue mode" technology
User interface	IR remote control
Remote controllable	✓
Conformity	CE, RoHS, WEEE
Warranty	5 years
ATTACHMENT	
Installation type	Recessed mounting
Installation position	Ceiling
Installation dimension	Installation depth: 67 mm, Ø 68 mm
Type of connection	Plug
Connector	WIELAND gesis CLASSIC GST18i3
Number of contacts	3
Length of cable	1,5 m
HOUSING	
Dimensions	Height/Depth 32 mm, Ø 82 mm
Weight	465 g
Material	UV-stabilised polycarbonate
Protection type	IP40
Permissible ambient temperature	-25 °C...+50 °C
Relative humidity	5 - 93 %, non-condensing
Colour	Opal matt
ELECTRICAL VERSION	
Protection class	II

Nominal voltage	230 V / 50 Hz
Power consumption	0,3 W
In-rush current	800 A / 200 µs
SENSORS	
Detection angle	360°
Detection range diagonally	Ø 24 m
Detection range head-on	Ø 11 m
Field of detection	up to 453 m <sup>2</sup>
Recommended installation height	3 m
Max. mounting height	5 m
Light measurement	mixed light
CONTROL	
Number of light channels	1
Push button input lighting	1
Push button input HVAC	–
Slave input	–
Mode	Semi-automatic, Fully automatic
Konstantlichtregelung	–
Channel 1	Lighting
Interface	Switching
Contact	make contact / non-floating
Switching capacity channel 1	230 V/50 Hz, 16 AX 2300 W/10 A (cos phi = 1) 1150 VA/5 A (cos phi = 0,5) 600 W LED
Push button input channel 1	✓
Switch-off delay channel 1	60 s...30 min
Master/slave function	–

## MD-CE 360i/24 WIELAND GST18

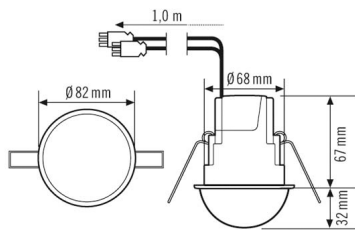
Item number	GTIN
EP10510038	4015120510038

Manual override yes

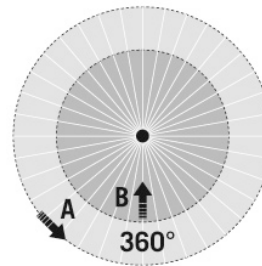
### Accessories

Product designation	Item number	GTIN
ESY-Pen	EP10425356	4015120425356
REMOTE CONTROL MDi/PDi	EM10425509	4015120425509
BASKET GUARD ROUND SMALL	EM10425615	4015120425615
FILTER 230 V	EP10426988	4015120426988

### Scale drawing



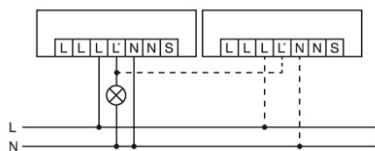
### Field of detections



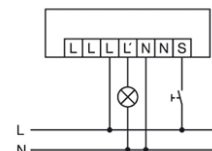
### Detection range

Diagonally (A)	Ø 24 m
Frontal (B)	Ø 11 m

### Circuit diagram



### Circuit diagram



Standard operation parallel connection of max. 10 motion detectors.

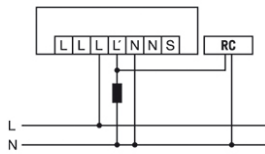
Standard operation with additional control by means of a button.

# DATA SHEET

## MD-CE 360i/24 WIELAND GST18

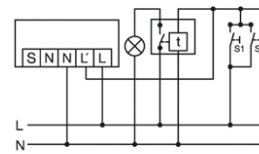
**Item number**      **GTIN**  
EP10510038      4015120510038

### Circuit diagram



*An RC filter may be required when connecting inductors (e.g. relays, contactors, ballasts).*

### Circuit diagram



*Parallel connection with automatic stairwell light.*