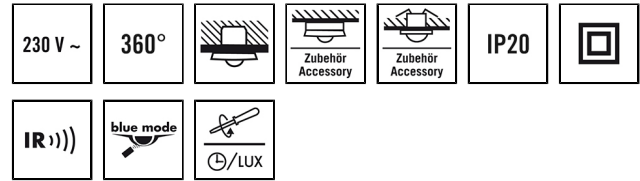


PD-C 360i/32 Corridor

Item number **GTIN**
 EP10428180 4015120428180



Product description

- Presence detector with 360° field of detection for ceiling mounting
- Large Range of up to 32 m in corridors or passages in diameter at a recommended installation height of 3 m (maximum mounting height 10 m), suitable for a variety of uses
- 16 A high-performance relay (tungsten pre-contact)
- Default settings ensure immediate operability

Technical data

GENERAL	
Device category	Ceiling-mounted presence detector
Special product features	Simple programming using remote control with "blue mode" technology
User interface	Adjusting controller, IR remote control
Remote controllable	✓
Conformity	CE, RoHS, WEEE
Warranty	5 years
ATTACHMENT	
Installation type	Recessed mounting
Installation position	Ceiling
Installation dimension	Installation depth: 24 mm, Ø 60 mm
Type of connection	Push terminal
Connectable wire cross section	1,50 - 2,50 mm ²
HOUSING	
Dimensions	Height/Depth 70 mm, Ø 108 mm
Weight	129 g
Material	UV-stabilised polycarbonate
Protection type	IP20
Permissible ambient temperature	-25 °C...+50 °C
Relative humidity	5 - 93 %, non-condensing
Colour	white, similar to RAL 9010
ELECTRICAL VERSION	
Protection class	II
Nominal voltage	230 V / 50 Hz
Stand-by consumption	< 0.3 W

Power consumption	0,3 W
In-rush current	800 A / 200 µs

SENSORS	
Detection angle	360°
Detection range diagonally	32 m elliptical
Detection range head-on	Ø 16 m
Field of detection	up to 628 m ²
Recommended installation height	3 m
Max. mounting height	10 m
Light measurement	mixed light

CONTROL	
Number of light channels	1
Push button input lighting	1
Push button input HVAC	–
Slave input	✓
Max. number of slave detectors	10
Mode	Semi-automatic, Fully automatic
Konstantlichtregelung	–
Channel 1	Lighting
Interface	Switching
Contact	make contact / non-floating
Switching capacity channel 1	230 V/50 Hz, 16 AX 2300 W/10 A (cos phi = 1) 1150 VA/5 A (cos phi = 0,5) 600 W LED
Push button input channel 1	✓
Switch-off delay channel 1	60 s...30 min

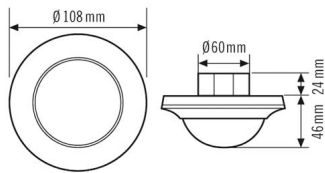
PD-C 360i/32 Corridor

Item number	GTIN
EP10428180	4015120428180

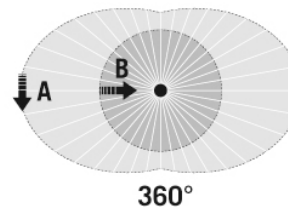
Accessories

Product designation	Item number	GTIN
PD-C 360/8 Slave	EP10055379	4015120055379
PD-C 360/24 Slave	EP10055386	4015120055386
PD-C 360/32 Slave	EP10427770	4015120427770
PD-C 360/32 Slave WH	EP10425790	4015120425790
ESY-Pen	EP10425356	4015120425356
REMOTE CONTROL MDi/PDi	EM10425509	4015120425509
COMPACT MOUNTING BOX IP20 SM WH	EP10425370	4015120425370
COMPACT MOUNTING BOX IP20 SM SR	EP10425387	4015120425387
COMPACT MOUNTING BOX IP54 SM WH	EP10425905	4015120425905
COMPACT MOUNTING BOX IP54 SM SR	EP10425912	4015120425912
COMPACT COVER SET 24/32 SR	EP10425431	4015120425431
MOUNTING SET IP20 FM 62 WH	EP10425929	4015120425929
BASKET GUARD ROUND LARGE	EM10425608	4015120425608
COMPACT MOUNTING BOX IP54 SM BK	EP10426940	4015120426940
COMPACT MOUNTING BOX IP20 SM BK	EP10426933	4015120426933
COMPACT COVER SET 24/32 BK	EP00007491	4015120007491

Scale drawing



Field of detections



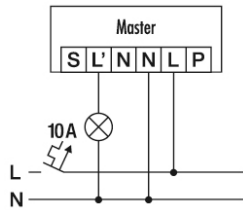
Detection range

Diagonally (A)	32 m elliptical
Frontal (B)	Ø 16 m

PD-C 360i/32 Corridor

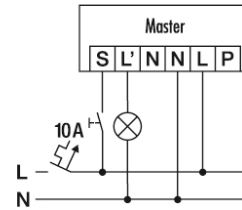
Item number **GTIN**
 EP10428180 4015120428180

Circuit diagram



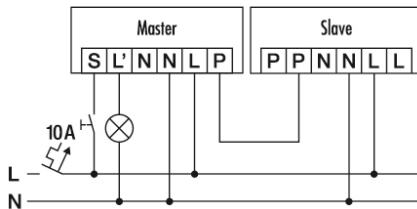
Standard operation

Circuit diagram



Standard operation with additional control by means of a closing button. If required, the light can be manually switched on or off with the button.

Circuit diagram



Master/slave connection:
 The master device controls connected systems according to the programmed settings.
 The sole purpose of the slave devices is to register presence and transmit an impulse to the master device when movement is detected.
 Caution: a maximum of 10 slave devices may be connected to one master device.