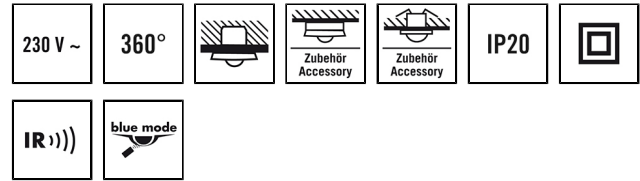


PD-C 360i/32

Item number EP10427756
GTIN 4015120427756



Product description

- Presence detector with 360° field of detection for ceiling mounting
- Range of up to 32 m in diameter at a recommended installation height of 3 m for use in offices, classrooms and board rooms, for example, and passageways with natural lighting
- Ideal for use in areas with ceilings of up to 10 m, such as sports halls, warehouses etc.
- 16 A high-performance relay (tungsten pre-contact)
- Default settings ensure immediate operability

Technical data

GENERAL	
Device category	Ceiling-mounted presence detector
Special product features	Simple programming using remote control with "blue mode" technology
User interface	IR remote control
Remote controllable	✓
Conformity	CE, RoHS, WEEE
Warranty	5 years
ATTACHMENT	
Installation type	Recessed mounting
Installation position	Ceiling
Installation dimension	Installation depth: 24 mm, Ø 60 mm
Type of connection	Push terminal
Connectable wire cross section	1,50 - 2,50 mm ²
HOUSING	
Dimensions	Height/Depth 70 mm, Ø 108 mm
Weight	140 g
Material	UV-stabilised polycarbonate
Protection type	recessed-mounted IP20, IP20/IP54 with surface-mounted box (order separately), IP20 as recessed ceiling-mounted version (order installation set separately)
Permissible ambient temperature	-25 °C...+50 °C
Relative humidity	5 - 93 %, non-condensing
Colour	white, similar to RAL 9010
ELECTRICAL VERSION	

Protection class	II
Nominal voltage	230 V / 50 Hz
Stand-by consumption	< 0.3 W
Power consumption	0,3 W
In-rush current	800 A / 200 µs

SENSORS	
Detection angle	360°
Detection range diagonally	Ø 32 m
Detection range head-on	Ø 11 m
Detection range presence	Ø 8 m
Field of detection	up to 805 m ²
Range adjustment	mechanically with included cut to size lens mask
Recommended installation height	3 m
Max. mounting height	10 m
Light measurement	mixed light

CONTROL	
Number of light channels	1
Push button input lighting	1
Push button input HVAC	-
Slave input	✓
Max. number of slave detectors	10
Mode	Semi-automatic, Fully automatic
Konstantlichtregelung	-
Channel 1	Lighting
Interface	Switching
Contact	make contact / non-floating

PD-C 360i/32

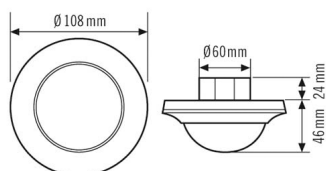
Item number	GTIN
EP10427756	4015120427756

Switching capacity channel 1	230 V/50 Hz, 16 AX 2300 W/10 A (cos phi = 1) 1150 VA/5 A (cos phi = 0,5) 600 W LED	Switch-off delay channel 1	60 s...30 min
Push button input channel 1	✓	Master/slave function	✓
		Presence simulation	–
		Manual override	yes

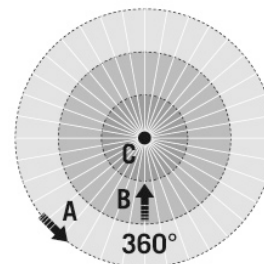
Accessories

Product designation	Item number	GTIN
PD-C 360/8 Slave	EP10055379	4015120055379
PD-C 360/24 Slave	EP10055386	4015120055386
PD-C 360/32 Slave	EP10427770	4015120427770
ESY-Pen	EP10425356	4015120425356
REMOTE CONTROL MDi/PDi	EM10425509	4015120425509
REMOTE CONTROL PDi/USER	EM10425547	4015120425547
Mobil-PDi/MDi-universal	EP10433993	4015120433993
COMPACT MOUNTING BOX IP20 SM WH	EP10425370	4015120425370
COMPACT MOUNTING BOX IP20 SM SR	EP10425387	4015120425387
COMPACT MOUNTING BOX IP54 SM WH	EP10425905	4015120425905
COMPACT MOUNTING BOX IP54 SM SR	EP10425912	4015120425912
COMPACT COVER SET 24/32 SR	EP10425431	4015120425431
MOUNTING SET IP20 FM 62 WH	EP10425929	4015120425929
BASKET GUARD ROUND LARGE	EM10425608	4015120425608
BASKET GUARD ROUND SMALL	EM10425615	4015120425615
COMPACT MOUNTING BOX IP54 SM BK	EP10426940	4015120426940
COMPACT MOUNTING BOX IP20 SM BK	EP10426933	4015120426933
COMPACT COVER SET 24/32 BK	EP00007491	4015120007491

Scale drawing



Field of detections



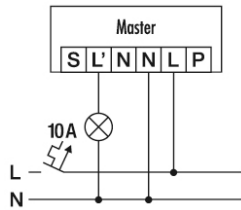
Detection range

Diagonally (A)	Ø 32 m
Frontal (B)	Ø 11 m
Presence area (C)	Ø 8 m

PD-C 360i/32

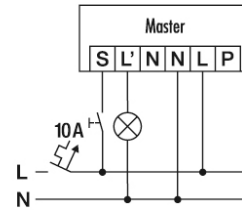
Item number GTIN
 EP10427756 4015120427756

Circuit diagram



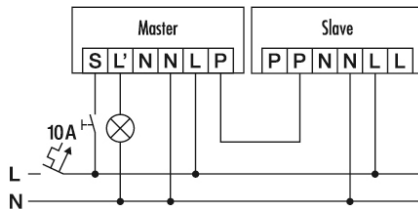
Standard operation

Circuit diagram



Standard operation with additional control by means of a closing button. If required, the light can be manually switched on or off with the button.

Circuit diagram



Master/slave connection:
 The master device controls connected systems according to the programmed settings.
 The sole purpose of the slave devices is to register presence and transmit an impulse to the master device when movement is detected.
 Caution: a maximum of 10 slave devices may be connected to one master device.