


## PD-C 360i/8 ELC

**Item number**      **GTIN**  
 EP10427602      4015120427602



### Product description

- Presence detector with 360° field of detection for ceiling mounting
- Range of up to 8 m in diameter at a recommended installation height of 3 m (maximum mounting height 5 m)
- Automatic light control to a constant brightness level depending on presence and natural light (ESYLUX Light Control interface)
- Default factory settings ensure immediate operability

### Technical data

GENERAL	
Device category	Ceiling-mounted presence detector
Special product features	Simple programming using remote control with "blue mode" technology
User interface	IR remote control
Remote controllable	✓
Conformity	CE, RoHS, SundaHus, WEEE
Warranty	5 years
ATTACHMENT	
Installation type	Recessed mounting
Installation position	Ceiling
Installation dimension	Installation depth: 24 mm, Ø 60 mm
Type of connection	Push terminal
Connectable wire cross section	1,50 - 2,50 mm <sup>2</sup>
HOUSING	
Dimensions	Height/Depth 62 mm, Ø 108 mm
Weight	174 g
Material	UV-stabilised polycarbonate
Protection type	recessed-mounted IP20, IP54 with surface-mounted box (order separately), IP 20 as recessed ceiling-mounted version (order installation set separately)
Permissible ambient temperature	-25 °C...+50 °C
Relative humidity	5 - 93 %, non-condensing
Colour	white, similar to RAL 9010
ELECTRICAL VERSION	

Protection class	III
Nominal voltage	9 - 22 V
Power consumption	0,3 W
SENSORS	
Detection angle	360°
Detection range diagonally	Ø 8 m
Detection range head-on	Ø 6 m
Detection range presence	Ø 4 m
Field of detection	up to 50 m <sup>2</sup>
Recommended installation height	3 m
Max. mounting height	5 m
Light measurement	mixed light
CONTROL	
Number of light channels	4
Number of HLK-channels	2
Push button input HVAC	–
Slave input	–
Mode	Semi-automatic, Fully automatic
Konstantlichtregelung	✓
Channel 1	ESYLUX light control
Interface	Switching/Dimming
Contact	Bus system
Push button input channel 1	–
Switch-off delay channel 1	60 s...240 min
Orientation light	10 - 50 % luminous efficiency
Switch-off delay time, orientation light	approx. 1 min.-240 min.
Orientation light	10 - 50 % luminous efficiency

## PD-C 360i/8 ELC

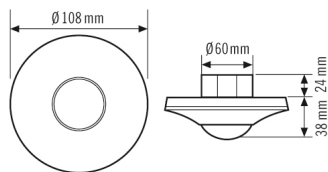
Item number	GTIN
EP10427602	4015120427602

Switch-off delay time, orientation light	approx. 1 min.-240 min.	Master/slave function	✓
Function	Switching	Manual override	yes, via IR

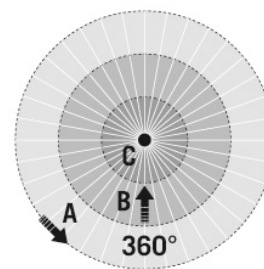
### Accessories

Product designation	Item number	GTIN
ESY-Pen	EP10425356	4015120425356
COMPACT MOUNTING BOX IP20 SM WH	EP10425370	4015120425370
COMPACT MOUNTING BOX IP20 SM SR	EP10425387	4015120425387
COMPACT MOUNTING BOX IP54 SM WH	EP10425905	4015120425905
COMPACT MOUNTING BOX IP54 SM SR	EP10425912	4015120425912
COMPACT COVER SET 8 SR	EP10425936	4015120425936
MOUNTING SET IP20 FM 62 WH	EP10425929	4015120425929
BASKET GUARD ROUND SMALL	EM10425615	4015120425615
BASKET GUARD ROUND LARGE	EM10425608	4015120425608
REMOTE CONTROL MDi/PDi	EM10425509	4015120425509
COMPACT MOUNTING BOX IP54 SM BK	EP10426940	4015120426940
COMPACT MOUNTING BOX IP20 SM BK	EP10426933	4015120426933
COMPACT COVER SET 8 BK	EP00007521	4015120007521

### Scale drawing



### Field of detections



### Detection range

Diagonally (A)	Ø 8 m
Frontal (B)	Ø 6 m
Presence area (C)	Ø 4 m

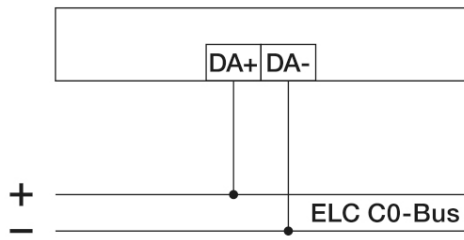
# DATA SHEET

## PD-C 360i/8 ELC

**Item number**      **GTIN**  
EP10427602      4015120427602

### Circuit diagram

---



---

*Standard operation*