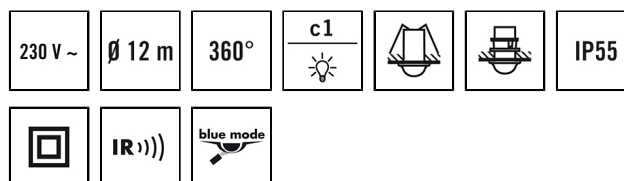


MD-C 360i/12 mini

Item number **GTIN**
 EP10426018 4015120426018



Product description

- Mini motion detector with 360° field of detection for recessed ceiling mounting
- range of up to 12 m across at a recommended installation height of 3 m (maximum installation height 5 m) for use in larger rooms and passageways with no or little natural lighting
- 16 A high-performance relay (tungsten pre-contact)
- Default settings ensure immediate operability

Technical data

GENERAL	
Device category	Ceiling-mounted motion detector
Special product features	Simple programming using remote control with "blue mode" technology
User interface	IR remote control
Remote controllable	✓
Conformity	CE, RoHS, WEEE
Warranty	5 years
ATTACHMENT	
Installation type	Recessed mounting
Installation position	Ceiling
Installation dimension	Installation depth: 45 mm, Ø 25 mm
Type of connection	Open end
Length of cable	0,6 m
HOUSING	
Dimensions	Height/Depth 70 mm, Ø 58 mm
Weight	205 g
Material	UV-stabilised PE, UV-stabilised polycarbonate
Protection type	IP55
Permissible ambient temperature	-25 °C...+50 °C
Relative humidity	5 - 93 %, non-condensing
Colour	Opal matt
ELECTRICAL VERSION	
Protection class	II
Nominal voltage	230 V / 50 Hz
Power consumption	0,2 W

In-rush current	800 A / 200 µs
SENSORS	
Detection angle	360°
Detection range diagonally	Ø 12 m
Detection range head-on	Ø 6 m
Field of detection	up to 113 m ²
Recommended installation height	3 m
Max. mounting height	5 m
Light measurement	mixed light
CONTROL	
Number of light channels	1
Push button input lighting	1
Push button input HVAC	–
Slave input	–
Mode	Semi-automatic, Fully automatic
Konstantlichtregelung	–
Channel 1	Lighting
Interface	Switching
Contact	make contact / non-floating
Switching capacity channel 1	230 V/50 Hz, 16 AX 2300 W/10 A (cos phi = 1) 1150 VA/5 A (cos phi = 0,5) 600 W LED
Push button input channel 1	✓
Switch-off delay channel 1	60 s...15 min
Master/slave function	–
Manual override	yes

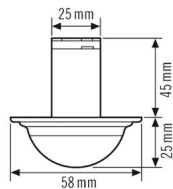
MD-C 360i/12 mini

Item number	GTIN
EP10426018	4015120426018

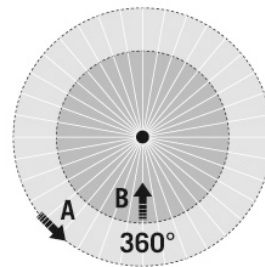
Accessories

Product designation	Item number	GTIN
ESY-Pen	EP10425356	4015120425356
REMOTE CONTROL MDi/PDi	EM10425509	4015120425509
COMPACT MINI SPOTLIGHT ADAPTER 51/25	EP10426391	4015120426391
CURRENT LIMITING MODULE 230V	EP10426353	4015120426353
FILTER 230 V	EP10426988	4015120426988

Scale drawing



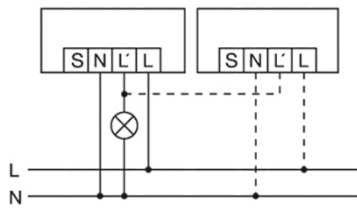
Field of detections



Detection range

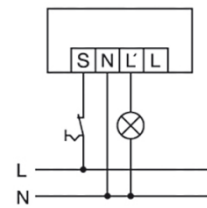
Diagonally (A)	Ø 12 m
Frontal (B)	Ø 6 m

Circuit diagram



Standard operation parallel connection of max. 10 devices

Circuit diagram



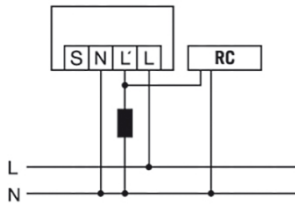
Standard operation with additional control by means of a closing button. If required, the light can be manually switched on or off with the button.

DATA SHEET

MD-C 360i/12 mini

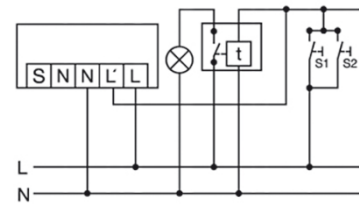
Item number **GTIN**
EP10426018 4015120426018

Circuit diagram



An RC filter may be required when connecting inductors (e.g. relays, contactors, ballasts).

Circuit diagram



Parallel connection with automatic stairwell light.