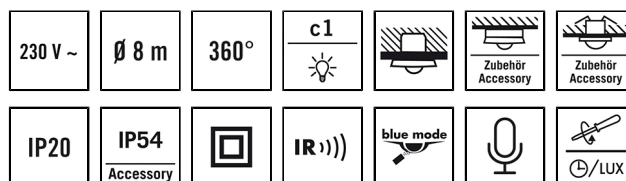


PD-C 360i/8 MIC

Item number **GTIN**
 EP10425882 4015120425882



Product description

- Presence detector with 360° field of detection for ceiling mounting
- Range of up to 8 m in diameter at a recommended installation height of 3 m (maximum mounting height 5 m)
- In-built acoustic sensor perfect for use in areas with a complex layout
- 16 A high-performance relay (tungsten pre-contact)
- Default settings ensure immediate operability

Technical data

| GENERAL | |
|---------------------------------|--|
| Device category | Ceiling-mounted presence detector |
| Special product features | Simple programming using remote control with "blue mode" technology |
| User interface | Adjusting controller, IR remote control |
| Remote controllable | ✓ |
| Conformity | CE, RoHS, WEEE |
| Warranty | 5 years |
| ATTACHMENT | |
| Installation type | Recessed mounting |
| Installation position | Ceiling |
| Installation dimension | Installation depth: 24 mm, Ø 60 mm |
| Type of connection | Push terminal |
| Connectable wire cross section | 1,50 - 2,50 mm ² |
| HOUSING | |
| Dimensions | Height/Depth 62 mm, Ø 108 mm |
| Weight | 256 g |
| Material | UV-stabilised polycarbonate |
| Protection type | recessed-mounted IP20, IP20/IP54 with surface-mounted box (order separately), IP20 as recessed ceiling-mounted version (order installation set separately) |
| Permissible ambient temperature | -25 °C...+50 °C |
| Relative humidity | 5 - 93 %, non-condensing |
| Colour | white, similar to RAL 9010 |
| ELECTRICAL VERSION | |

| | |
|-------------------|----------------|
| Protection class | II |
| Nominal voltage | 230 V / 50 Hz |
| Power consumption | 0,3 W |
| In-rush current | 800 A / 200 µs |

| SENSORS | |
|---------------------------------|-------------------------|
| Detection angle | 360° |
| Detection range diagonally | Ø 8 m |
| Detection range head-on | Ø 6 m |
| Detection range presence | Ø 4 m |
| Field of detection | up to 50 m ² |
| Recommended installation height | 3 m |
| Max. mounting height | 5 m |
| Light measurement | mixed light |

| CONTROL | |
|--------------------------------|---|
| Number of light channels | 1 |
| Push button input lighting | 1 |
| Push button input HVAC | - |
| Slave input | ✓ |
| Max. number of slave detectors | 10 |
| Mode | Semi-automatic, Fully automatic |
| Konstantlichtregelung | - |
| Channel 1 | Lighting |
| Interface | Switching |
| Contact | make contact / non-floating |
| Switching capacity channel 1 | 230 V/50 Hz, 16 AX 2300 W/10 A (cos phi = 1) 1150 VA/5 A (cos phi = 0,5) 600 W LED |

PD-C 360i/8 MIC

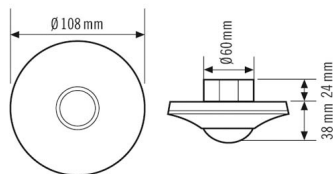
| Item number | GTIN |
|-------------|---------------|
| EP10425882 | 4015120425882 |

| | | | |
|-----------------------------|---------------|-----------------------|-----|
| Push button input channel 1 | ✓ | Master/slave function | ✓ |
| Switch-off delay channel 1 | 60 s...30 min | Manual override | yes |

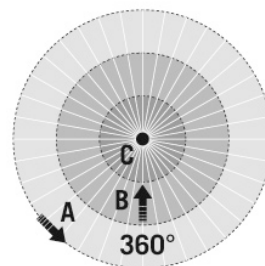
Accessories

| Product designation | Item number | GTIN |
|---------------------------------|-------------|---------------|
| PD-C 360/8 Slave | EP10055379 | 4015120055379 |
| PD-C 360/24 Slave | EP10055386 | 4015120055386 |
| PD-C 360/32 Slave | EP10427770 | 4015120427770 |
| ESY-Pen | EP10425356 | 4015120425356 |
| REMOTE CONTROL MDi/PDi | EM10425509 | 4015120425509 |
| Mobil-PDi/MDi-universal | EP10433993 | 4015120433993 |
| REMOTE CONTROL PDi/USER | EM10425547 | 4015120425547 |
| COMPACT MOUNTING BOX IP20 SM WH | EP10425370 | 4015120425370 |
| COMPACT MOUNTING BOX IP20 SM SR | EP10425387 | 4015120425387 |
| COMPACT MOUNTING BOX IP54 SM WH | EP10425905 | 4015120425905 |
| COMPACT MOUNTING BOX IP54 SM SR | EP10425912 | 4015120425912 |
| MOUNTING SET IP20 FM 62 WH | EP10425929 | 4015120425929 |
| COMPACT COVER SET 8 SR | EP10425936 | 4015120425936 |
| BASKET GUARD ROUND SMALL | EM10425615 | 4015120425615 |
| BASKET GUARD ROUND LARGE | EM10425608 | 4015120425608 |
| FILTER 230 V | EP10426988 | 4015120426988 |
| COMPACT MOUNTING BOX IP54 SM BK | EP10426940 | 4015120426940 |
| COMPACT MOUNTING BOX IP20 SM BK | EP10426933 | 4015120426933 |
| COMPACT COVER SET 8 BK | EP00007521 | 4015120007521 |

Scale drawing



Field of detections



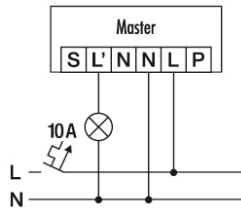
Detection range

| | |
|-------------------|-------|
| Diagonally (A) | Ø 8 m |
| Frontal (B) | Ø 6 m |
| Presence area (C) | Ø 4 m |

PD-C 360i/8 MIC

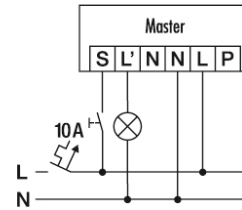
Item number **GTIN**
 EP10425882 4015120425882

Circuit diagram



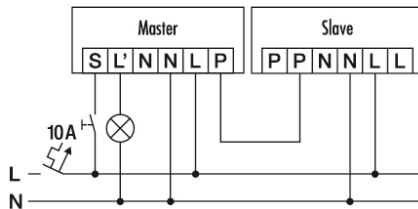
Standard operation

Circuit diagram



Standard operation with additional control by means of a closing button. If required, the light can be manually switched on or off with the button.

Circuit diagram



Master/slave connection:
 The master device controls connected systems according to the programmed settings.
 The sole purpose of the slave devices is to register presence and transmit an impulse to the master device when movement is detected.
 Caution: a maximum of 10 slave devices may be connected to one master device.