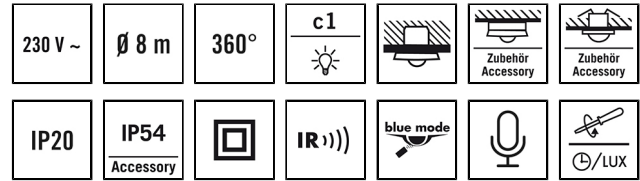


MD-C 360i/8 MIC

Item number **GTIN**
 EP10425875 4015120425875



Product description

- Motion detector with 360° field of detection for ceiling mounting
- Range of up to 8 m in diameter at a recommended installation height of 3 m (maximum mounting height 5 m)
- In-built acoustic sensor for optimum use in complex and angular rooms with no or little natural lighting
- 16 A high-performance relay (tungsten pre-contact)
- Default settings ensure immediate operability

Technical data

GENERAL	
Device category	Ceiling-mounted motion detector
Special product features	Simple programming using remote control with "blue mode" technology
User interface	Adjusting controller, IR remote control
Remote controllable	✓
Conformity	CE, RoHS, WEEE
Warranty	5 years
ATTACHMENT	
Installation type	Recessed mounting
Installation position	Ceiling
Installation dimension	Installation depth: 24 mm, Ø 60 mm
Type of connection	Push terminal
Connectable wire cross section	1,50 - 2,50 mm ²
HOUSING	
Dimensions	Height/Depth 62 mm, Ø 108 mm
Weight	257 g
Material	UV-stabilised polycarbonate
Protection type	recessed-mounted IP20, IP20/IP54 with surface-mounted box (order separately), IP20 as recessed ceiling-mounted version (order installation set separately)
Permissible ambient temperature	-25 °C...+50 °C
Relative humidity	5 - 93 %, non-condensing
Colour	white, similar to RAL 9010
ELECTRICAL VERSION	

Protection class	II
Nominal voltage	230 V / 50 Hz
Power consumption	0,3 W
In-rush current	800 A / 200 µs

SENSORS	
Detection angle	360°
Detection range diagonally	Ø 8 m
Detection range head-on	Ø 6 m
Field of detection	up to 50 m ²
Recommended installation height	3 m
Max. mounting height	5 m
Light measurement	mixed light

CONTROL	
Number of light channels	1
Push button input lighting	1
Push button input HVAC	–
Slave input	–
Mode	Semi-automatic, Fully automatic
Konstantlichtregelung	–
Channel 1	Lighting
Interface	Switching
Contact	make contact / non-floating
Switching capacity channel 1	230 V/50 Hz, 16 AX 2300 W/10 A (cos phi = 1) 1150 VA/5 A (cos phi = 0,5) 600 W LED
Push button input channel 1	✓
Switch-off delay channel 1	60 s...30 min

MD-C 360i/8 MIC

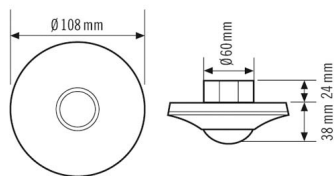
Item number	GTIN
EP10425875	4015120425875

Master/slave function	–	Manual override	yes
-----------------------	---	-----------------	-----

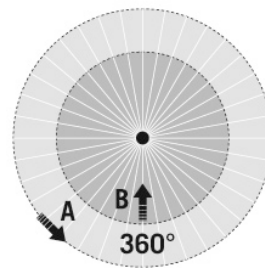
Accessories

Product designation	Item number	GTIN
ESY-Pen	EP10425356	4015120425356
REMOTE CONTROL MDi/PDi	EM10425509	4015120425509
COMPACT MOUNTING BOX IP20 SM WH	EP10425370	4015120425370
COMPACT MOUNTING BOX IP20 SM SR	EP10425387	4015120425387
COMPACT MOUNTING BOX IP54 SM WH	EP10425905	4015120425905
COMPACT MOUNTING BOX IP54 SM SR	EP10425912	4015120425912
COMPACT COVER SET 8 SR	EP10425936	4015120425936
MOUNTING SET IP20 FM 62 WH	EP10425929	4015120425929
BASKET GUARD ROUND SMALL	EM10425615	4015120425615
BASKET GUARD ROUND LARGE	EM10425608	4015120425608
FILTER 230 V	EP10426988	4015120426988
COMPACT MOUNTING BOX IP54 SM BK	EP10426940	4015120426940
COMPACT MOUNTING BOX IP20 SM BK	EP10426933	4015120426933

Scale drawing



Field of detections



Detection range

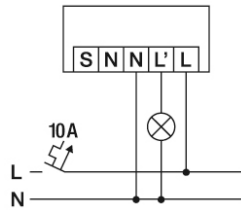
■ Diagonally (A) \varnothing 8 m

■ Frontal (B) \varnothing 6 m

MD-C 360i/8 MIC

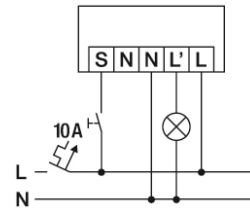
Item number GTIN
 EP10425875 4015120425875

Circuit diagram



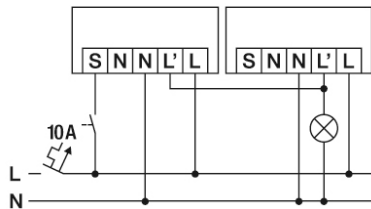
Standard operation

Circuit diagram



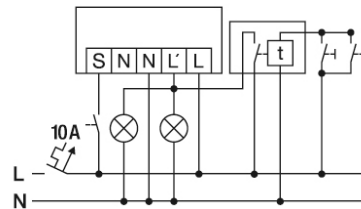
Standard operation with additional control by means of a closing button. If required, the light can be manually switched on or off with the button.

Circuit diagram



A maximum of 10 devices can be connected in parallel.

Circuit diagram



Parallel connection with automatic stairwell light.