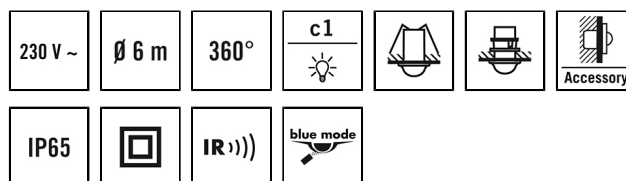


MD-C 360i/6 mini

Item number **GTIN**
 EP10425851 4015120425851



Product description

- Mini motion detector with 360° field of detection for recessed ceiling and wall mounting
- range of up to 6 m across for use in small rooms, passageways, toilets, small offices or hallways with very little or no natural lighting
- Default settings ensure immediate operability

Technical data

GENERAL	
Device category	Ceiling-mounted motion detector
Special product features	Simple programming using remote control with "blue mode" technology
User interface	IR remote control
Remote controllable	✓
Conformity	CE, RoHS, WEEE
Warranty	5 years
ATTACHMENT	
Installation type	Recessed mounting
Installation position	Ceiling
Installation dimension	Installation depth: 36 mm, Ø 20 mm
Type of connection	Open end
Length of cable	0,2 m
HOUSING	
Dimensions	Height/Depth 47 mm, Ø 25 mm
Weight	36 g
Material	UV-stabilised PE
Protection type	IP65
Permissible ambient temperature	-25 °C...+50 °C
Relative humidity	5 - 93 %, non-condensing
Colour	Opal matt
ELECTRICAL VERSION	
Protection class	II
Nominal voltage	230 V / 50 Hz

Power consumption	0,2 W
In-rush current	30 A / 20 ms

SENSORS	
Detection angle	360°
Detection range diagonally	Ø 6 m
Detection range head-on	Ø 2 m
Field of detection	up to 28 m ²
Recommended installation height	3 m
Max. mounting height	5 m
Light measurement	mixed light

CONTROL	
Number of light channels	1
Push button input HVAC	–
Slave input	–
Mode	Semi-automatic, Fully automatic
Konstantlichtregelung	–
Channel 1	Lighting
Interface	Switching
Contact	make contact / non-floating
Switching capacity channel 1	230 V/50 Hz 690 W/3 A (cos phi = 1) 345 VA/1,5 A (cos phi = 0,5) 170 W LED
Push button input channel 1	–
Switch-off delay channel 1	60 s...15 min
Master/slave function	–
Manual override	yes, via IR

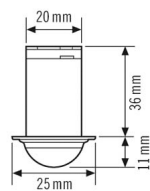
MD-C 360i/6 mini

Item number	GTIN
EP10425851	4015120425851

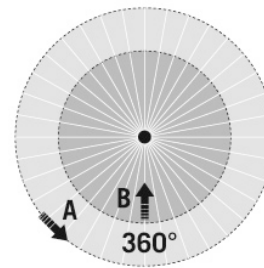
Accessories

Product designation	Item number	GTIN
ESY-Pen	EP10425356	4015120425356
REMOTE CONTROL MDi/PDi	EM10425509	4015120425509
COMPACT MINI COVER DKLK IP20 WH	EP10425967	4015120425967
COMPACT MINI COVER DKLK IP20 GY	EP10425981	4015120425981
COMPACT MINI COVER DKLK IP20 BK	EP10425974	4015120425974
CURRENT LIMITING MODULE 230V	EP10426353	4015120426353
COMPACT MINI SPOTLIGHT ADAPTER 51/20	EP10426384	4015120426384
FILTER 230 V	EP10426988	4015120426988

Scale drawing



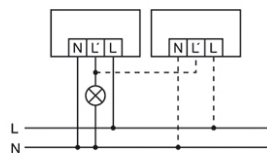
Field of detections



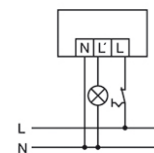
Detection range

Diagonally (A)	∅ 6 m
Frontal (B)	∅ 2 m

Circuit diagram



Circuit diagram



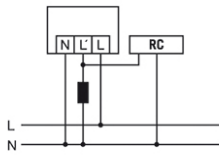
Standard operation with parallel connection of max. ten devices

Standard operation with additional control by means of a switch. If required, the light can be manually switched on or off with the button.

MD-C 360i/6 mini

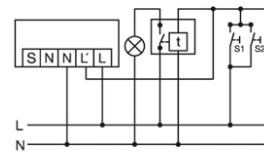
Item number **GTIN**
EP10425851 4015120425851

Circuit diagram



An RC filter may be required when connecting inductors (e.g. relays, contactors, ballasts).

Circuit diagram



Parallel connection with automatic stairwell light.