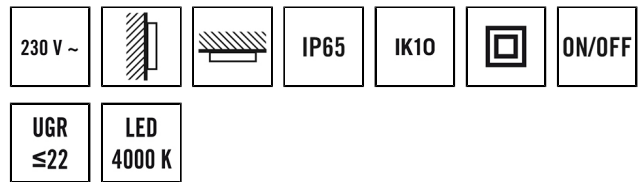


ALMA WCL 300 OP 1600 840 IP65 MD

Item number E010850325
GTIN 4015120850325



Product description

- LED round light
- 16 W, light colour approx. 4000 K neutral white
- Enhanced protection type (IP65)
- Integrated high-frequency detector and an additional switching output
- Zero-cross switching for switching that protects the relay

Technical data

GENERAL

Device category	Wall and ceiling light
Remote controllable	–
Conformity	CE, RoHS
Warranty	5 years

ATTACHMENT

Installation type	Surface mounting
Installation position	Ceiling / wall
Type of connection	Push terminal
Connectable wire cross section	1,50 - 2,50 mm ²

HOUSING

Dimensions	Height/Depth 87 mm, Ø 300 mm
Weight	1000 g
Material	UV-stabilised polycarbonate
Protection type	IP65
Permissible ambient temperature	0 °C...+50 °C
Impact resistance	IK10
Colour	white, similar to RAL 9003

ELECTRICAL VERSION

Protection class	II
Nominal voltage	220 - 240 V / 50 - 60 Hz

Power consumption	300 mA
In-rush current	2,2 A / 98 µs
Leakage current	0,017 mA

LIGHT

Diffusor	opal
Light emission	direct
Beam angle	115 °
Unified Glare Rating	≤ 22
Flicker factor	< 3 %
Rated output	16 W
Luminous Flux (light)	1550 lm
Luminous efficacy	96 lm/W
Colour temperature	4000 K
Colour rendering index Ra	> 80
Energy efficiency class	A++ to A

SENSORS

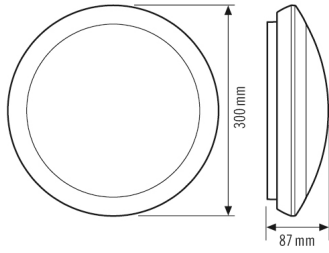
Detection angle	360°
Detection range diagonally	Ø 15 m
Detection range head-on	Ø 15 m
Field of detection	177 m ²
Recommended installation height	2,5 m
Frequency range	5.8 GHz

DATA SHEET

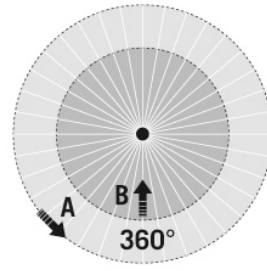
ALMA WCL 300 OP 1600 840 IP65 MD

Item number **GTIN**
 E010850325 4015120850325

Scale drawing



Field of detections



Detection range

■ Diagonally (A)	Ø 15 m
■ Frontal (B)	Ø 15 m

Light distribution

