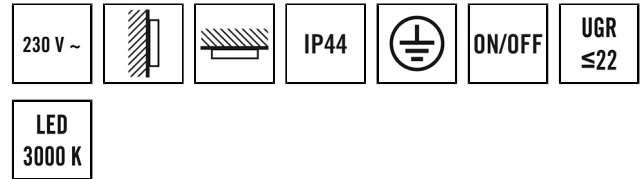


ELLEN WCL 300 OP 1200 830 IP44 MD

Item number E010850080
GTIN 4015120850080



Product description

- LED round light
- 12 W, light colour approx. 3000 K warm white
- Zero-cross switching for switching that protects the relay
- Enhanced protection type (IP44)
- Integrated high-frequency detector and additional switching output

Technical data

GENERAL	
Device category	Wall and ceiling light
Special product features	HF sensor
Remote controllable	–
Conformity	CE, RoHS, WEEE
Warranty	3-year
ATTACHMENT	
Installation type	Surface mounting
Installation position	Ceiling / wall
Type of connection	Push terminal
Connectable wire cross section	1,50 - 2,50 mm ²
HOUSING	
Dimensions	Height/Depth 95 mm, Ø 300 mm
Weight	880 g
Material	Steel
Surface finish	frosted
Protection type	IP44
Permissible ambient temperature	0 °C...+50 °C
Impact resistance	IK07
Colour	white
Glow wire test in accordance with IEC 60695-2-10	650 °C
ELECTRICAL VERSION	
Protection class	I
Nominal voltage	220 - 240 V / 50 - 60 Hz
Stand-by consumption	< 0.5 W

In-rush current	1,8 A / 58 µs
LIGHT	
Diffusor	opal
Light emission	direct
Beam angle	120 °
Unified Glare Rating	≤ 22
Flicker factor	< 3 %
Rated output	12 W
Luminous Flux (light)	1150 lm
Luminous efficacy	95 lm/W
Colour temperature	3000 K
Colour rendering index Ra	> 80
Colour tolerance	SDCM < 3
Color Quality Scale	>80
L70B10 lifetime at 25 °C	90000 h
Life time L70B50 at 25 °C	95000 h
Life time L80B10 at 25 °C	60000 h
Life time L80B50 at 25 °C	60000 h
Life time L90B10 at 25 °C	30000 h
Life time L90B50 at 25 °C	30000 h
Photobiological safety	RG0
Energy efficiency class	A++ to A
SENSORS	
Detection angle	360°
Detection range diagonally	Ø 20 m
Detection range head-on	Ø 10 m
Field of detection	315 m ²

DATA SHEET

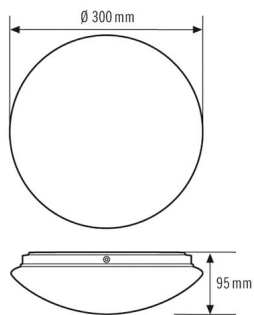
ELLEN WCL 300 OP 1200 830 IP44 MD

Item number **GTIN**
 E010850080 4015120850080

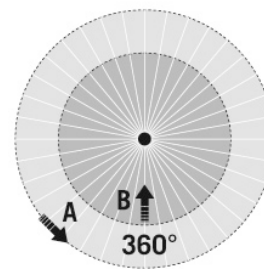
Accessories

Product designation	Item number	GTIN
ELLEN COVER OP	E010850127	4015120850127

Scale drawing



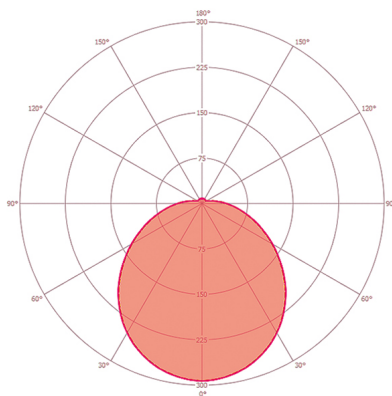
Field of detections



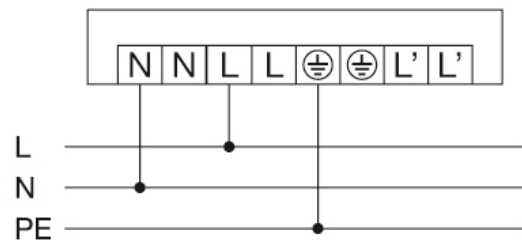
Detection range

Diagonally (A)	$\varnothing 20 \text{ m}$
Frontal (B)	$\varnothing 10 \text{ m}$

Light distribution



Circuit diagram



Standard operation