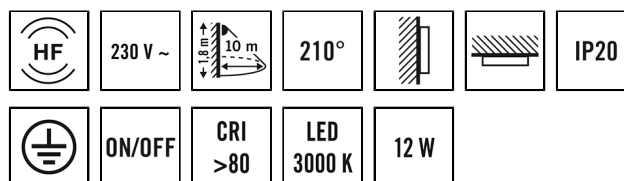


ELLEN WCL 300 OP 1200 830 IP20 MD

Item number E010850004
GTIN 4015120850004



Product description

- LED round light
- 12 W, light colour approx. 3000 K warm white
- Zero-cross switching for switching that protects the relay
- Integrated high frequency detector and additional switching output

Technical data

| GENERAL | |
|--|------------------------------|
| Device category | Wall and ceiling light |
| Special product features | HF sensor |
| Remote controllable | – |
| Conformity | CE, RoHS, WEEE |
| Warranty | 3-year |
| ATTACHMENT | |
| Installation type | Surface mounting |
| Installation position | Ceiling / wall |
| Type of connection | Push terminal |
| Connectable wire cross section | 1,50 - 2,50 mm ² |
| HOUSING | |
| Dimensions | Height/Depth 95 mm, Ø 300 mm |
| Weight | 880 g |
| Material | Steel |
| Surface finish | frosted |
| Protection type | IP20 |
| Permissible ambient temperature | 0 °C...+50 °C |
| Impact resistance | IK07 |
| Colour | white |
| Glow wire test in accordance with IEC 60695-2-10 | 650 °C |
| ELECTRICAL VERSION | |
| Protection class | I |
| Nominal voltage | 220 - 240 V / 50 - 60 Hz |
| Stand-by consumption | < 0.5 W |

| In-rush current | 1,8 A / 58 µs |
|----------------------------|--------------------|
| LIGHT | |
| Diffusor | opal |
| Light emission | direct |
| Beam angle | 120 ° |
| Unified Glare Rating | ≤ 22 |
| Flicker factor | < 3 % |
| Rated output | 12 W |
| Luminous Flux (light) | 1150 lm |
| Luminous efficacy | 95 lm/W |
| Colour temperature | 3000 K |
| Colour rendering index Ra | > 80 |
| Colour tolerance | SDCM < 3 |
| Color Quality Scale | >80 |
| L70B10 lifetime at 25 °C | 90000 h |
| Life time L70B50 at 25 °C | 95000 h |
| Life time L80B10 at 25 °C | 60000 h |
| Life time L80B50 at 25 °C | 60000 h |
| Life time L90B10 at 25 °C | 30000 h |
| Life time L90B50 at 25 °C | 30000 h |
| Photobiological safety | RG0 |
| Energy efficiency class | A++ to A |
| SENSORS | |
| Detection angle | 360° |
| Detection range diagonally | Ø 20 m |
| Detection range head-on | Ø 10 m |
| Field of detection | 315 m ² |

DATA SHEET

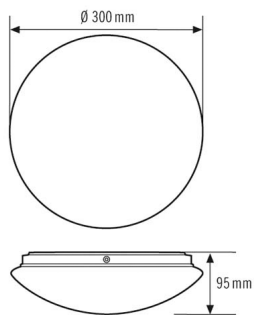
ELLEN WCL 300 OP 1200 830 IP20 MD

Item number **GTIN**
 E010850004 4015120850004

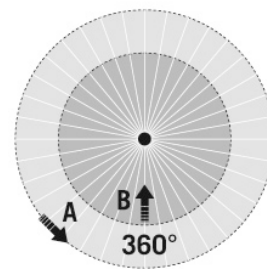
Accessories

| Product designation | Item number | GTIN |
|---------------------|-------------|---------------|
| ELLEN COVER OP | E010850127 | 4015120850127 |

Scale drawing



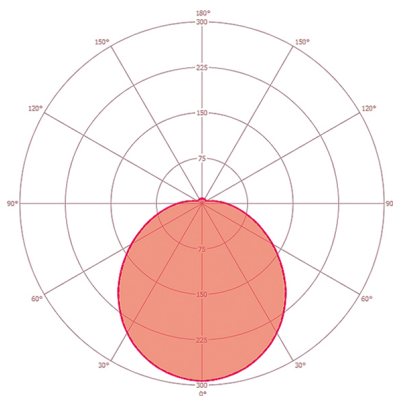
Field of detections



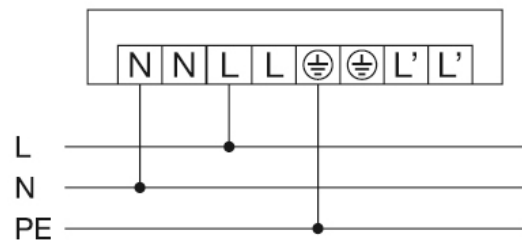
Detection range

| | |
|----------------|--------|
| Diagonally (A) | Ø 20 m |
| Frontal (B) | Ø 10 m |

Light distribution



Circuit diagram



Standard operation