

ELSA-2 DL 225 OP 110° 1800 840 MD IR WH

Item number E010299032
GTIN 4015120299032

110 V - 230 V ~	IP20 IP44	CQS 80-85	CRI 80	LED 4000 K
--------------------	--------------	--------------	-----------	---------------



Product description

- LED downlight, 4000K with opal cover (diffuser), 18W, for ceiling mounting without additional accessories
- High light quality and system performance
- Operating device on/off, included
- Integrated COMPACT MINI motion detector with 360° field of detection
- Range of up to 8 m in diameter at a recommended installation height of 3 m (maximum installation height 5 m) for use in small rooms and passageways with no or little natural lighting
- 16-A high-performance relay (tungsten pre-contact) optimised for switching LED lighting
- Switching output for connecting additional lights
- Default settings ensure immediate operability

Technical data

GENERAL	
Device category	Downlight
User interface	IR remote control, Push button input
Remote controllable	✓
Conformity	CE, RoHS
Warranty	5 years
ATTACHMENT	
Installation type	Recessed mounting
Installation position	Ceiling
Installation dimension	Installation depth: 70 mm, Ø 225 mm
Type of connection	Push terminal
Connectable wire cross section	0,50 - 2,50 mm ²
Number of contacts	5
HOUSING	
Dimensions	Height/Depth 60 mm, Ø 240 mm
Weight	1230 g
Material	powder-coated aluminium
Protection type	IP20
Permissible ambient temperature	-20 °C...+40 °C
Relative humidity	5 - 93 %, non-condensing
Colour	white, similar to RAL 9003
Glow wire test in accordance with IEC 60695-2-10	650 °C
ELECTRICAL VERSION	
Protection class	I
Nominal voltage	220 - 240 V / 50 - 60 Hz

Stand-by consumption	< 0.5 W
LIGHT	
Diffusor	opal
Light emission	direct
Beam angle	110 °
Unified Glare Rating	≤ 25
Flicker factor	0 %
Rated output	17,5 W
Luminous Flux (light)	1750 lm
Luminous efficacy	100 lm/W
Colour temperature	4000 K
Colour rendering index Ra	> 80
Colour tolerance	SDCM < 3
Color Quality Scale	>80
L70B10 lifetime at 25°C	60000 h
Life time L70B50 at 25 °C	60000 h
Life time L80B10 at 25 °C	40000 h
Life time L80B50 at 25 °C	40000 h
Life time L90B10 at 25 °C	20000 h
Life time L90B50 at 25 °C	20000 h
Photobiological safety	RG0
Energy efficiency class	A++ to A
SENSORS	
Detection angle	360°
Detection range diagonally	Ø 8 m
Detection range head-on	Ø 5 m
Field of detection	50 m ²

DATA SHEET

ELSA-2 DL 225 OP 110° 1800 840 MD IR WH

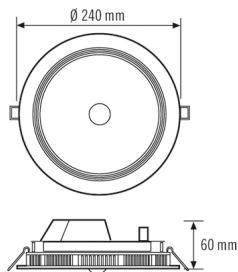
Item number	GTIN
E010299032	4015120299032

Range adjustment	mechanically with included cut to size lens mask	Max. mounting height	5 m
Recommended installation height	2,5 m	Light measurement	mixed light

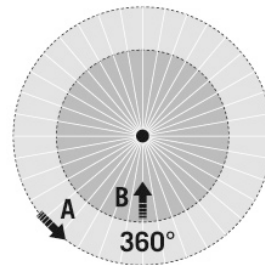
Accessories

Product designation	Item number	GTIN
ESY-Pen	EP10425356	4015120425356
REMOTE CONTROL MDi/PDi	EM10425509	4015120425509
CABLE EXTENSION 1m	E010300295	4015120300295
ELSA-2 MOUNTING FRAME 225 SM WH	E010300899	4015120300899
ELSA-2 RING 225	E010300264	4015120300264
JUNCTION BOX 5-POLE BK	E010430947	4015120430947

Scale drawing



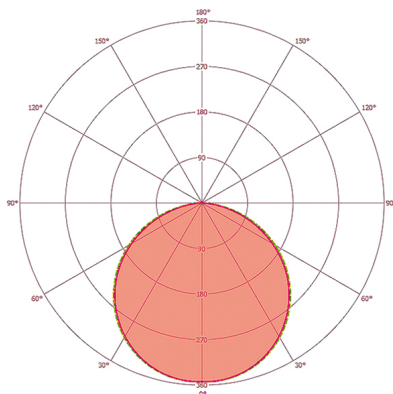
Field of detections



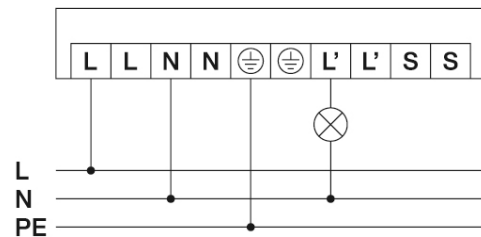
Detection range

Diagonally (A)	Ø 8 m
Frontal (B)	Ø 5 m

Light distribution



Circuit diagram



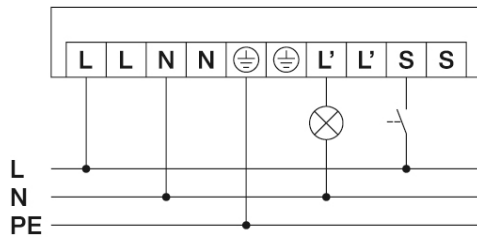
Standard operation

DATA SHEET

ELSA-2 DL 225 OP 110° 1800 840 MD IR WH

Item number **GTIN**
E010299032 4015120299032

Circuit diagram



Standard operation push button