

ELSA-2 DL 165 OP 110° 900 830 WH

Item number E010298981
GTIN 4015120298981

110 V - 230 V ~	IP40	CQS 80-85	CRI 80	LED 3000 K
--------------------	------	--------------	-----------	---------------



Product description

- LED downlight, 3000K with opal cover (diffuser), 9W, for ceiling mounting without additional accessories
- High light quality and system performance
- Operating device on/off, included

Technical data

GENERAL	
Device category	Downlight
Remote controllable	–
Conformity	CE, RoHS
Warranty	5 years
ATTACHMENT	
Installation type	Recessed mounting
Installation position	Ceiling
Installation dimension	Installation depth: 40 mm, Ø 165 mm
HOUSING	
Dimensions	Height/Depth 25 mm, Ø 180 mm
Weight	540 g
Material	powder-coated aluminium
Protection type	IP20 / IP44 below the ceiling (built-in)
Permissible ambient temperature	-20 °C...+40 °C
Relative humidity	5 - 93 %, non-condensing
Colour	white, similar to RAL 9003
Glow wire test in accordance with IEC 60695-2-10	650 °C
ELECTRICAL VERSION	
Protection class	II
Nominal voltage	220 - 240 V / 50 - 60 Hz

In-rush current	2,8 A / 98 µs
Leakage current	0,009 mA
LIGHT	
Diffusor	opal
Light emission	direct
Beam angle	110 °
Unified Glare Rating	≤ 25
Flicker factor	0 %
Rated output	9 W
Luminous Flux (light)	850 lm
Luminous efficacy	94 lm/W
Colour temperature	3000 K
Colour rendering index Ra	> 80
Colour tolerance	SDCM < 3
Color Quality Scale	>80
L70B10 lifetime at 25°C	60000 h
Life time L70B50 at 25 °C	60000 h
Life time L80B10 at 25 °C	40000 h
Life time L80B50 at 25 °C	40000 h
Life time L90B10 at 25 °C	20000 h
Life time L90B50 at 25 °C	20000 h
Photobiological safety	RG0
Energy efficiency class	A++ to A

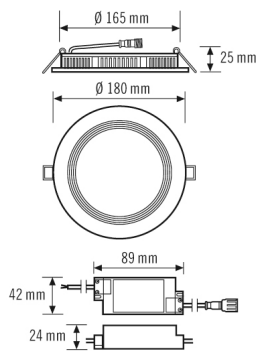
ELSA-2 DL 165 OP 110° 900 830 WH

Item number **GTIN**
 E010298981 4015120298981

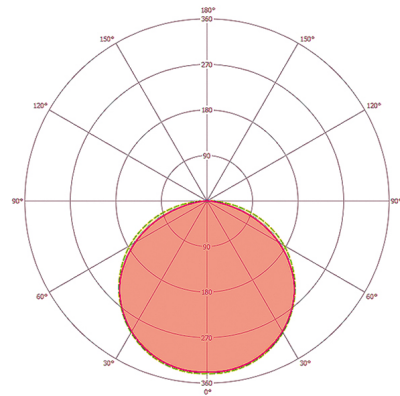
Accessories

Product designation	Item number	GTIN
CABLE EXTENSION 1m	E010300295	4015120300295
ELSA-2 RING 165	E010300271	4015120300271
ELSA-2 MOUNTING FRAME 165 SM WH	E010300882	4015120300882
JUNCTION BOX 5-POLE BK	E010430947	4015120430947

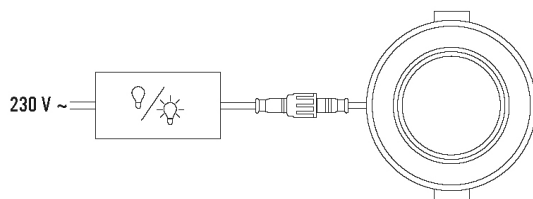
Scale drawing



Light distribution

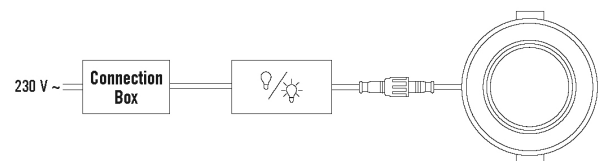


Circuit diagram



Standard operation

Circuit diagram



Standard operation CB