

## ELSA-2 DL 165 OP 110° 900 840 DALI WH

**Item number** E010298936  
**GTIN** 4015120298936

110 V - 230 V ~	IP40	CQS 80-85	CRI 80	LED 4000 K
--------------------	------	--------------	-----------	---------------

### Product description

- LED downlight, 4000K with opal cover (diffuser), 9W, for ceiling mounting without additional accessories
- High light quality and system performance
- Operating device DALI with SwitchDIM, included



### Technical data

#### GENERAL

Device category	Downlight
User interface	DALI-Bus
Remote controllable	–
Conformity	CE, RoHS
Warranty	5 years

#### ATTACHMENT

Installation type	Recessed mounting
Installation position	Ceiling
Installation dimension	Installation depth: 50 mm, Ø 165 mm

#### HOUSING

Dimensions	Height/Depth 25 mm, Ø 180 mm
Weight	660 g
Material	powder-coated aluminium
Protection type	IP20 / IP44 below the ceiling (built-in)
Permissible ambient temperature	-20 °C...+40 °C
Relative humidity	5 - 93 %, non-condensing
Colour	white, similar to RAL 9003
Glow wire test in accordance with IEC 60695-2-10	650 °C

#### ELECTRICAL VERSION

Protection class	II
------------------	----

Nominal voltage	220 - 240 V / 50 - 60 Hz
In-rush current	5,5 A / 95 µs
Leakage current	0,01 mA

#### LIGHT

Diffusor	opal
Light emission	direct
Beam angle	110 °
Unified Glare Rating	≤ 25
Flicker factor	0 %
Rated output	9 W
Luminous Flux (light)	850 lm
Luminous efficacy	94 lm/W
Colour temperature	4000 K
Colour rendering index Ra	> 80
Colour tolerance	SDCM < 3
Color Quality Scale	>80
L70B10 lifetime at 25 °C	60000 h
Life time L70B50 at 25 °C	60000 h
Life time L80B10 at 25 °C	40000 h
Life time L80B50 at 25 °C	40000 h
Life time L90B10 at 25 °C	20000 h
Life time L90B50 at 25 °C	20000 h
Photobiological safety	RG0
Energy efficiency class	A++ to A

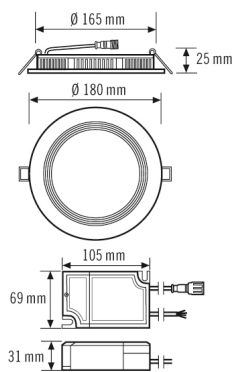
## ELSA-2 DL 165 OP 110° 900 840 DALI WH

**Item number**      **GTIN**  
 E010298936      4015120298936

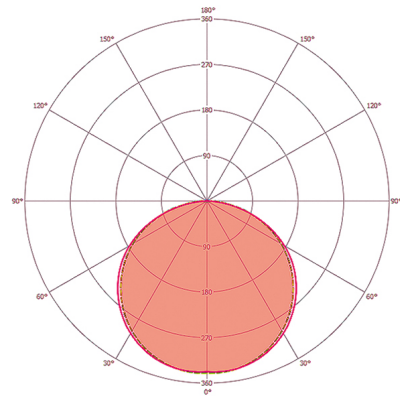
### Accessories

Product designation	Item number	GTIN
CABLE EXTENSION 1m	E010300295	4015120300295
ELSA-2 RING 165	E010300271	4015120300271
ELSA-2 MOUNTING FRAME 165 SM WH	E010300882	4015120300882
JUNCTION BOX 5-POLE BK	E010430947	4015120430947

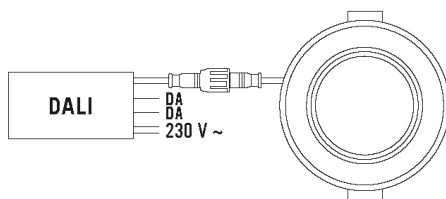
### Scale drawing



### Light distribution

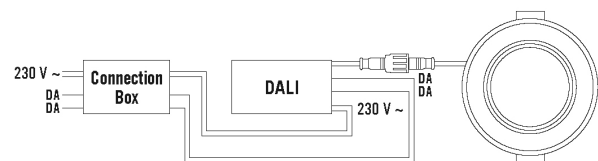


### Circuit diagram



Standard operation

### Circuit diagram



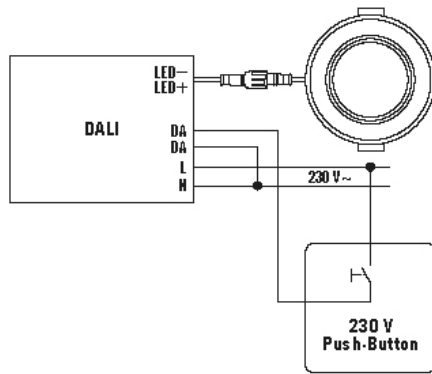
Standard operation CB

# DATA SHEET

## ELSA-2 DL 165 OP 110° 900 840 DALI WH

**Item number**      **GTIN**  
E010298936      4015120298936

### Circuit diagram



*Standard operation SwitchDIM*