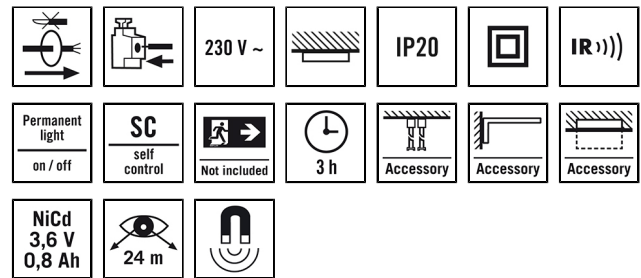



## SLX EL LED DISPLAY 3h 24m IR SM

**Item number** EN10077371  
**GTIN** 4015120077371



### Product description

- Single-battery emergency light for escape route signage with 3 h emergency light duration for 24 m viewing distance
- Self-monitoring with coloured status indicator
- Tamper-resistant function check can be executed by remote control or magnet
- Optionally, operation in continuous or stand-by mode possible

### Technical data

GENERAL	
Device category	Escape sign light
User interface	IR remote control
Remote controllable	✓
Conformity	CE, RoHS, WEEE
Warranty	5 years
ATTACHMENT	
Installation type	Surface mounting
Installation position	Ceiling / wall
Installation dimension	Installation length: 370 mm x Installation width: 115 mm x Installation depth: 66 mm
Type of connection	Push terminal
Connectable wire cross section	1,50 - 2,50 mm <sup>2</sup>
HOUSING	
Dimensions	Length 328 mm x Width 108 mm x Height/Depth 195 mm
Weight	527 g
Material	UV-stabilised polycarbonate

Protection type	IP20
Permissible ambient temperature	5 °C...+35 °C
Colour	white, similar to RAL 9016

### ELECTRICAL VERSION

Protection class	II
Nominal voltage	230 V / 50 Hz

### LIGHT

Light emission	direct
Rated output	3 W
Energy efficiency class	A++ to A

### EMERGENCY LIGHTING

Viewing distance (DIN EN)	24 m
Symbol height	120 mm
Light duration	3 h
Power supply system	Decentralised (single-battery)
Battery status indicator	by LED
Automatic testing	—

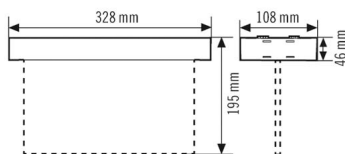
## SLX EL LED DISPLAY 3h 24m IR SM

Item number	GTIN
EN10077371	4015120077371

### Accessories

Product designation	Item number	GTIN
SLX BATTERY NiCd 800mAh	EN10077401	4015120077401
SLX 24 DISPLAY SYMBOL 1-SIDE RIGHT	EN10079054	4015120079054
SLX 24 DISPLAY SYMBOL 1-SIDE LEFT	EN10079061	4015120079061
SLX 24 DISPLAY SYMBOL 1-SIDE DOWN	EN10079078	4015120079078
SLX 24 DISPLAY SYMBOL 2-SIDE DOWN	EN10079085	4015120079085
SLX 24 DISPLAY SYMBOL 2-SIDE RIGHT LEFT	EN10079092	4015120079092
SLX 24 DISPLAY SYMBOL 1-SIDE TOP	EN10032547	4015120032547
SLX 24 DISPLAY SYMBOL 2-SIDE TOP	EN10032554	4015120032554
SLX 24 DISPLAY SYMBOL 2-SIDE TOP RIGHT LEFT	EN10032561	4015120032561
SLX 24 DISPLAY SYMBOL 2-SIDE DOWN RIGHT LEFT	EN10032578	4015120032578
SLX/ELX TUBE PENDULUM SET	EN10078316	4015120078316
SLX/ELX PENDULUM SET	EN10077258	4015120077258
SLX MOUNTING FRAME 370 FM	EN10077104	4015120077104
SL REMOTE CONTROL	EN10017704	4015120017704
ESY-Pen	EP10425356	4015120425356

### Scale drawing



### Circuit diagram

