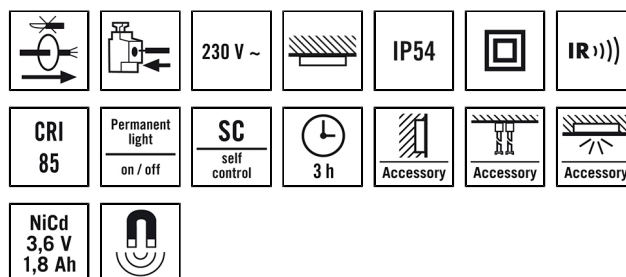


DATA SHEET

ELX EL LED 3h IR SM

Item number EN10077227
GTIN 4015120077227



Product description

- Single battery emergency light for exit route signalling with 3 h emergency light duration
- Self-monitoring with coloured status indicator
- Tamper-resistant function check can be executed by remote control or magnet
- Optionally, operation in continuous or stand-by mode possible

Technical data

GENERAL	
Device category	Safety light
User interface	IR remote control
Remote controllable	✓
Conformity	CE, RoHS, WEEE
Warranty	5 years
ATTACHMENT	
Installation type	Surface mounting
Installation position	Ceiling / wall
Installation dimension	Installation length: 430 mm x Installation width: 155 mm x Installation depth: 66 mm
Type of connection	Push terminal
Connectable wire cross section	1,50 - 2,50 mm ²
HOUSING	
Dimensions	Length 388 mm x Width 148 mm x Height/Depth 46 mm
Weight	842 g
Material	UV-stabilised polycarbonate
Protection type	IP54
Permissible ambient temperature	5 °C...+35 °C
Relative humidity	5 - 95 %, non-condensing

Colour	white, similar to RAL 9016
ELECTRICAL VERSION	
Protection class	II
Nominal voltage	230 V / 50 Hz
In-rush current	5,3 A / 308 µs
Leakage current	0,009 mA
LIGHT	
Light emission	direct
Rated output	3 W
Luminous Flux (light)	186 lm
Luminous efficacy	62 lm/W
Colour temperature	4000 K
Colour rendering index Ra	> 80
Energy efficiency class	A++ to A
EMERGENCY LIGHTING	
Light duration	3 h
Power supply system	Decentralised (single-battery)
Battery status indicator	by LED
Automatic testing	–

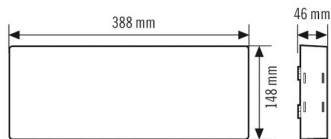
ELX EL LED 3h IR SM

Item number	GTIN
EN10077227	4015120077227

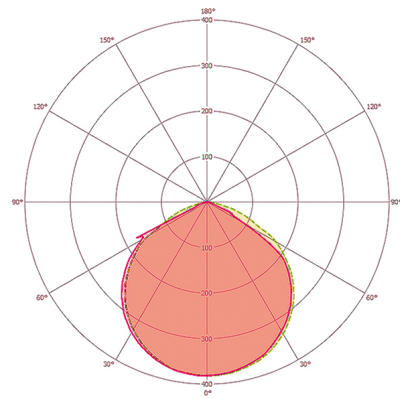
Accessories

Product designation	Item number	GTIN
ELX BATTERY NiCd 1800mAh	EN10077418	4015120077418
SLX/ELX WALL BRACKET 110	EN10077289	4015120077289
SLX/ELX MOUNTING FRAME 430 FM	EN10077234	4015120077234
SLX/ELX BASKET GUARD WALL	EN10077265	4015120077265
SLX/ELX TUBE PENDULUM SET	EN10078316	4015120078316
SLX/ELX PENDULUM SET	EN10077258	4015120077258
SL REMOTE CONTROL	EN10017704	4015120017704
ESY-Pen	EP10425356	4015120425356

Scale drawing



Light distribution



Circuit diagram

