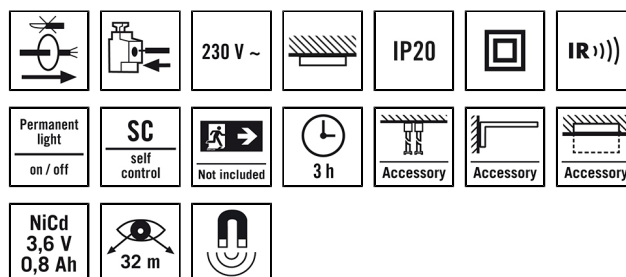



SLX EL LED DISPLAY 3h 32m IR SM

Item number EN10077210
GTIN 4015120077210



Product description

- Single-battery emergency light for escape route signage with 3 h emergency light duration for 32m viewing distance
- Self-monitoring with coloured status indicator
- Tamper-resistant function check can be executed by remote control or magnet
- Optionally, operation in continuous or stand-by mode possible

Technical data

GENERAL	
Device category	Escape sign light
User interface	IR remote control
Remote controllable	✓
Conformity	CE, RoHS, WEEE
Warranty	5 years
ATTACHMENT	
Installation type	Surface mounting
Installation position	Ceiling / wall
Installation dimension	Installation length: 430 mm x Installation width: 155 mm x Installation depth: 66 mm
Type of connection	Push terminal
Connectable wire cross section	1,50 - 2,50 mm ²
HOUSING	
Dimensions	Length 388 mm x Width 148 mm x Height/Depth 223 mm
Weight	725 g
Material	UV-stabilised polycarbonate
Protection type	IP20

Permissible ambient temperature	5 °C...+35 °C
Colour	white, similar to RAL 9016
ELECTRICAL VERSION	
Protection class	II
Nominal voltage	230 V / 50 Hz
In-rush current	17,5 A / 208 µs
Leakage current	0,009 mA
LIGHT	
Light emission	direct
Rated output	3 W
Energy efficiency class	A++ to A
EMERGENCY LIGHTING	
Viewing distance (DIN EN)	32 m
Symbol height	160 mm
Light duration	3 h
Power supply system	Decentralised (single-battery)
Battery status indicator	by LED
Automatic testing	–

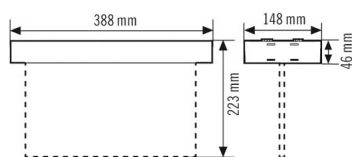
SLX EL LED DISPLAY 3h 32m IR SM

Item number	GTIN
EN10077210	4015120077210

Accessories

Product designation	Item number	GTIN
SLX BATTERY NiCd 800mAh	EN10077401	4015120077401
SLX 32 DISPLAY SYMBOL 1-SIDE RIGHT	EN10079009	4015120079009
SLX 32 DISPLAY SYMBOL 1-SIDE LEFT	EN10079016	4015120079016
SLX 32 DISPLAY SYMBOL 1-SIDE DOWN	EN10079023	4015120079023
SLX 32 DISPLAY SYMBOL 2-SIDE DOWN	EN10079030	4015120079030
SLX 32 DISPLAY SYMBOL 2-SIDE RIGHT LEFT	EN10079047	4015120079047
SLX 32 DISPLAY SYMBOL 1-SIDE TOP	EN10032509	4015120032509
SLX 32 DISPLAY SYMBOL 2-SIDE TOP	EN10032516	4015120032516
SLX 32 DISPLAY SYMBOL 2-SIDE TOP RIGHT LEFT	EN10032523	4015120032523
SLX 32 DISPLAY SYMBOL 2-SIDE DOWN RIGHT LEFT	EN10032530	4015120032530
SLX/ELX WALL BRACKET 110	EN10077289	4015120077289
SLX/ELX MOUNTING FRAME 430 FM	EN10077234	4015120077234
SLX/ELX TUBE PENDULUM SET	EN10078316	4015120078316
SLX/ELX PENDULUM SET	EN10077258	4015120077258
SLX/ELX WALL ARM 370	EN10078309	4015120078309
SLX/ELX BASKET GUARD CEILING	EN10077296	4015120077296
SL REMOTE CONTROL	EN10017704	4015120017704
ESY-Pen	EP10425356	4015120425356

Scale drawing



Circuit diagram

