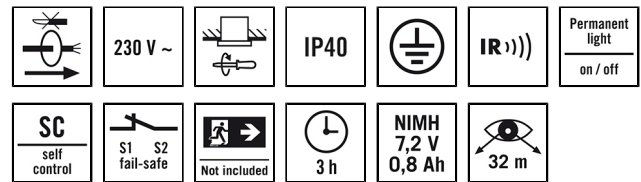



SLD EL LED 3h 32m IR SC/C RM

Item number EN10031052
GTIN 4015120031052



Product description

- Single battery emergency light with 3 hour emergency light duration and 32 m viewing distance for recessed ceiling mounting with self-control feature (SC) and fail-safe contact (opens if power fails)
- Additional remote control connection (F+, F-) for disabling emergency lighting when building is not in use
- Function test and self-control feature can be enabled using conventional test key or conveniently using the Mobil-SLi remote control
- The single-battery emergency light includes a continuous and a stand-by mode

Technical data

GENERAL	
Device category	Escape sign light
User interface	IR remote control
Remote controllable	✓
Conformity	CE, RoHS, WEEE
Warranty	5 years
ATTACHMENT	
Installation type	Recessed mounting
Installation position	Ceiling
Installation dimension	Installation length: 405 mm x Installation width: 95 mm x Installation depth: 65 mm
HOUSING	
Dimensions	Length 425 mm x Width 115 mm x Height/Depth 210 mm
Weight	1596 g
Material	Aluminium
Protection type	IP20
Permissible ambient temperature	5 °C...+35 °C

Colour	white
ELECTRICAL VERSION	
Protection class	I
Nominal voltage	230 V / 50 Hz
In-rush current	5,5 A / 350 µs
Leakage current	0,02 mA
LIGHT	
Light emission	direct
Rated output	3 W
Energy efficiency class	A++ to A
EMERGENCY LIGHTING	
Viewing distance (DIN EN)	32 m
Symbol height	160 mm
Light duration	3 h
Power supply system	Decentralised (single-battery)
Battery status indicator	by LED
Automatic testing	✓

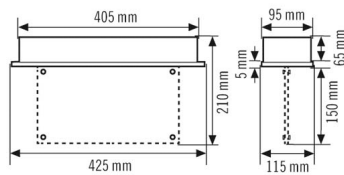
SLD EL LED 3h 32m IR SC/C RM

Item number **GTIN**
 EN10031052 4015120031052

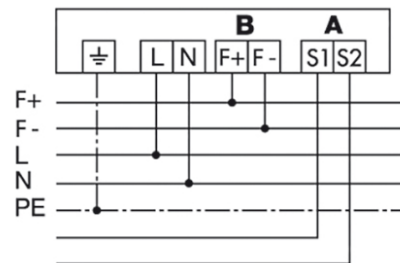
Accessories

Product designation	Item number	GTIN
SL REMOTE CONTROL	EN10017704	4015120017704
SLD SYMBOL 1-SIDE RIGHT	EN10031106	4015120031106
SLD SYMBOL 1-SIDE LEFT	EN10031113	4015120031113
SLD SYMBOL 1-SIDE DOWN	EN10031120	4015120031120
SLD SYMBOL 1-SIDE TOP	EN10033230	4015120033230
SLD SYMBOL 2-SIDE DOWN	EN10031137	4015120031137
SLD SYMBOL 2-SIDE RIGHT LEFT	EN10031144	4015120031144
SLD SYMBOL 2-SIDE DOWN RIGHT LEFT	EN10033209	4015120033209
SLD SYMBOL 2-SIDE TOP RIGHT LEFT	EN10033216	4015120033216
SLD SYMBOL 2-SIDE TOP	EN10033223	4015120033223
ESY-Pen	EP10425356	4015120425356
SLC/SLD BATTERY NiMH 800mAh	EN10030956	4015120030956

Scale drawing



Circuit diagram



(A) Fail-safe contact.
 Series connection with other emergency lights.
 (B) Remote shutdown.