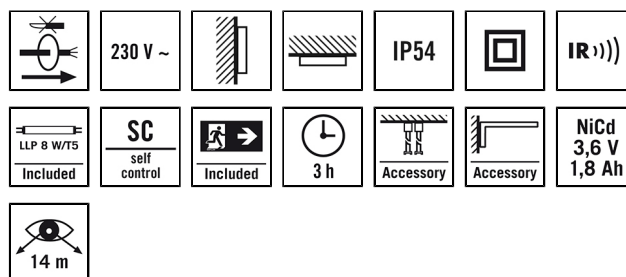


# DATA SHEET

## SLA EL FLP 3h 14m IR SC SM

**Item number** EN10017513  
**GTIN** 4015120017513



### Product description

- Single-battery emergency light with 3-hour emergency light duration and 14 m viewing distance for wall and ceiling mounting with self-control feature (SC) (fluorescent lamp version)
- For wall bracket and pendulum mounting using accessories
- Function test can be triggered with conventional test key or conveniently with remote control Mobil-SLi; status indicator via LED

### Technical data

#### GENERAL

Device category	Escape sign light
User interface	IR remote control
Remote controllable	✓
Conformity	CE, RoHS, WEEE
Warranty	5 years

#### ATTACHMENT

Installation type	Surface mounting
Installation position	Ceiling

#### HOUSING

Dimensions	Length 352 mm x Width 90 mm x Height/ Depth 114 mm
Weight	1323 g
Material	UV-stabilised polycarbonate
Protection type	IP54
Permissible ambient temperature	5 °C...+35 °C
Colour	white, similar to RAL 9010

#### ELECTRICAL VERSION

Protection class	II
Nominal voltage	230 V / 50 Hz
In-rush current	24,7 A / 129 µs
Leakage current	0,009 mA

#### LIGHT

Light emission	direct
Rated output	5 W
Energy efficiency class	B

#### EMERGENCY LIGHTING

Viewing distance (DIN EN)	14 m
Symbol height	70 mm
Light duration	3 h
Power supply system	Decentralised (single-battery)
Battery status indicator	by LED
Automatic testing	✓

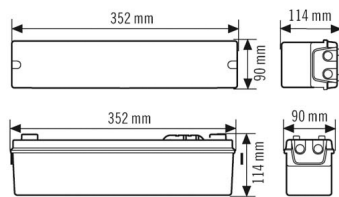
## SLA EL FLP 3h 14m IR SC SM

Item number	GTIN
EN10017513	4015120017513

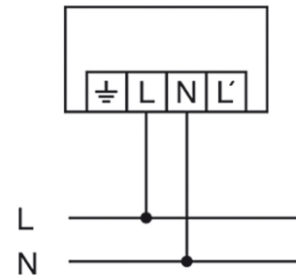
### Accessories

Product designation	Item number	GTIN
SL REMOTE CONTROL	EN10017704	4015120017704
SLA 14 SYMBOL SET I	EN10017711	4015120017711
SLA WALL ARM	EN10017803	4015120017803
SLA COVER HIGH COVER	EN10017810	4015120017810
SLA 25 SYMBOL SET I	EN10017827	4015120017827
SLA/SLB PENDULUM SET	EN10027048	4015120027048
SLA 14 BASKET GUARD	EN10017841	4015120017841
SLA/SLF 30 BASKET GUARD CEILING	EN10017858	4015120017858
ESY-Pen	EP10425356	4015120425356
SLA FLP/GL BATTERY NiCd 1800mAh	EN10027208	4015120027208

### Scale drawing

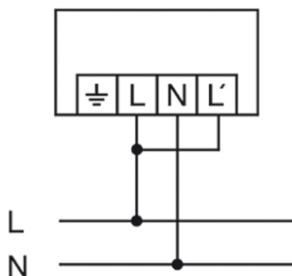


### Circuit diagram



Standby mode

### Circuit diagram



Continuous operation

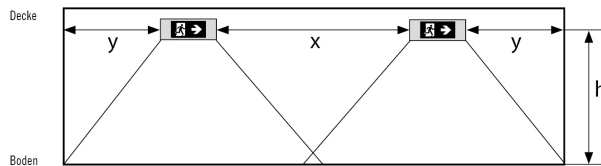
## SLA EL FLP 3h 14m IR SC SM

**Item number**      **GTIN**  
 EN10017513      4015120017513

**Planning aids**

**Projektionshilfen für Einzelbatterie-Notleuchten SLA**

Abstandsbild (Rettungsweg / Gangbreite 2 m)



Notleuchten Typ	Abstand	Wandmontage waagrecht - Montagehöhe (h)		Deckenmontage quer zum Rettungsweg - Montagehöhe (h)		
		h = 2,50 m	h = 3,00 m	h = 2,50 m	h = 3,00 m	h = 3,50 m
SLA ohne Piktogramm	x	6,00 m	6,00 m	8,00 m	8,00 m	8,30 m
	y	2,00 m	2,00 m	3,00 m	2,80 m	2,70 m
SLA mit Piktogramm	x	5,40 m	5,50 m	6,30 m	6,50 m	6,50 m
	y	2,00 m	1,70 m	2,30 m	2,20 m	2,00 m

h = Montagehöhe    y = Reichweite am Ende einer Leuchtenreihe    x = Reichweite zwischen den Leuchten

Hilfstabelle zur Ermittlung der Abstände Wand/Leuchte und Leuchte/Leuchte, um 1 Lux Gebrauchswert nach DIN EN 1838 zu erfüllen.  
 Lichttechnische Daten (Ldt) downloadbar unter [www.esylux.com](http://www.esylux.com)