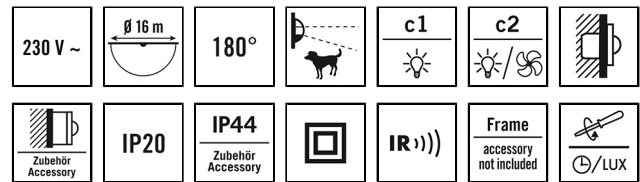


## PD 180i/R

**Item number**      **GTIN**  
EM10410017      4015120410017



### Product description

- Presence detector with 180° field of detection for wall mounting
- Automatic light control depending on presence and natural light
- 16 A high-performance relay (tungsten pre-contact)

### Technical data

GENERAL	
Device category	Wall-mounted presence detector
User interface	Adjusting controller, IR remote control
Remote controllable	✓
Conformity	CE, RoHS, WEEE
Warranty	3-year
ATTACHMENT	
Installation type	Recessed mounting
Installation position	Wall
Installation dimension	Installation depth: 34 mm, Ø 60 mm
Type of connection	Push terminal
Connectable wire cross section	1,50 - 2,50 mm <sup>2</sup>
HOUSING	
Dimensions	Length 70 mm x Width 70 mm x Height/Depth 29 mm
Weight	95 g
Material	UV-stabilised polycarbonate
Protection type	IP20, IP44 depending on cover (order separately)
Permissible ambient temperature	0 °C...+50 °C
Relative humidity	5 - 93 %, non-condensing
Colour	Opal matt
ELECTRICAL VERSION	
Protection class	II
Nominal voltage	230 V / 50 Hz
Power consumption	1 W

In-rush current	800 A / 200 µs
SENSORS	
Detection angle	180° horizontal, 60° vertical
Detection range diagonally	Ø 16 m
Detection range head-on	Ø 6 m
Detection range presence	Ø 4 m
Field of detection	up to 101 m <sup>2</sup>
Recommended installation height	1,1 m
Max. mounting height	2,2 m
Light measurement	mixed light
CONTROL	
Number of light channels	1
Number of HLK-channels	1
Push button input lighting	1
Push button input HVAC	–
Slave input	✓
Max. number of slave detectors	6
Mode	Semi-automatic, Fully automatic
Konstantlichtregelung	–
Channel 1	Lighting
Interface	Switching
Contact	make contact / non-floating
Switching capacity channel 1	230 V/50 Hz, 16 AX 2300 W/10 A (cos phi = 1) 1150 VA/5 A (cos phi = 0,5) 600 W LED
Push button input channel 1	✓
Switch-off delay channel 1	12 s...60 min

# DATA SHEET

## PD 180i/R

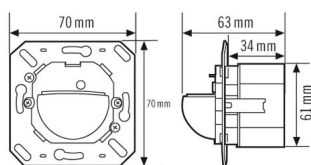
Item number	GTIN
EM10410017	4015120410017

Channel 2	HVAC	Switching capacity channel 2	230 V AC/2 A, 24 V DC/2 A
Output	Switching	Master/slave function	✓
Contact	make contact/floating	Manual override	yes

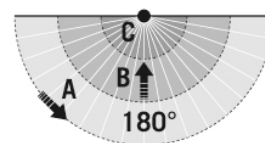
### Accessories

Product designation	Item number	GTIN
ESY-Pen	EP10425356	4015120425356
REMOTE CONTROL MDi/PDi	EM10425509	4015120425509
COVER IP20 WH	EM10055102	4015120055102
COVER IP20 SWH	EM10055119	4015120055119
COVER IP20 CWH	EM10055126	4015120055126
COVER IP20 AN	EM10055133	4015120055133
COVER IP20 SR	EM10055140	4015120055140
COVER IP44 WH	EM10055157	4015120055157
MOUNTING BOX IP44 SM WH	EM10055164	4015120055164
MD/PD 180 Slave	EM10410024	4015120410024
COVER ELK RS/PLUS IP20 WH	EM10055270	4015120055270
COVER SEL Trend IP20 WH	EM10055287	4015120055287
COVER SEL EXX IP20 WH	EM10055294	4015120055294
COVER BER S1 IP20 PWH	EP10427107	4015120427107
COVER BER S1 IP20 WH	EP10427114	4015120427114
COVER BER MOD2 IP20 PWH	EP10427121	4015120427121
COVER BER MOD2 IP20 WH	EP10427138	4015120427138
COVER BUJ REF IP20 WH	EP10427145	4015120427145
COVER GIR S55 IP20 WH	EP10427169	4015120427169
COVER GIR S55 IP20 CWH	EP10427176	4015120427176
FILTER 230 V	EP10426988	4015120426988

### Scale drawing



### Field of detections



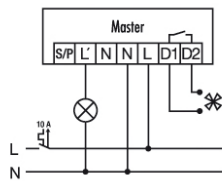
### Detection range

Diagonally (A)	∅ 16 m
Frontal (B)	∅ 6 m
Presence area (C)	∅ 4 m

## PD 180i/R

**Item number**      **GTIN**  
 EM10410017      4015120410017

### Circuit diagram



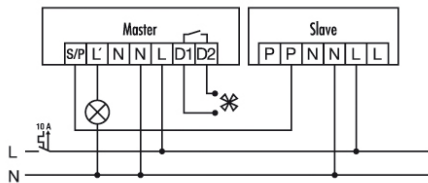
Standard operation

### Circuit diagram



Standard operation with additional control by means of a closing button. If required, the light can be manually switched on or off with the button.

### Circuit diagram



**Master/slave connection:**  
 The master device controls connected systems according to the programmed settings.  
 The sole purpose of the slave devices is to register presence and transmit an impulse to the master device when movement is detected.  
 Caution: max. 6 slave devices per master device.