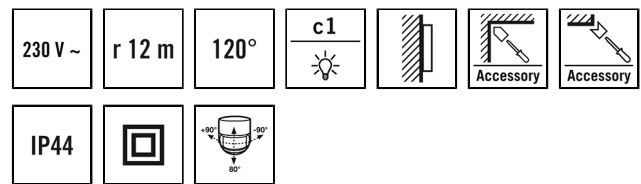


DATA SHEET

ESYLUX

MD 180 BASIC black

Item number **GTIN**
EM10055096 4015120055096



Product description

- Motion detector with 180° field of detection for convenient light switching
- Sensing and range adjustment due to revolving and tilting spherical head technology

Technical data

| GENERAL | |
|---------------------------------|---|
| Device category | Outdoor motion detector |
| User interface | Adjusting controller |
| Remote controllable | – |
| Conformity | CE, RoHS, WEEE |
| Warranty | 5 years |
| ATTACHMENT | |
| Installation type | Surface mounting |
| Installation position | Wall |
| Type of connection | Push terminal |
| Connectable wire cross section | 1,50 - 1,50 mm ² |
| HOUSING | |
| Dimensions | Length 80 mm x Width 55 mm x Height/Depth 66 mm |
| Weight | 180 g |
| Material | UV-stabilised polycarbonate |
| Protection type | IP44 |
| Permissible ambient temperature | -20 °C...+40 °C |
| Relative humidity | 5 - 95 %, non-condensing |
| Colour | Black |
| ELECTRICAL VERSION | |
| Protection class | II |
| Nominal voltage | 230 V / 50 Hz |
| Stand-by consumption | < 0.5 W |
| Power consumption | 0,5 W |

| In-rush current | 40 A / 20 ms |
|---------------------------------|--|
| SENSORS | |
| Detection angle | 180° horizontally and vertically rotatable +/- 30° |
| Detection range diagonally | Ø 20 m |
| Detection range head-on | Ø 10 m |
| Field of detection | up to 157 m ² |
| Range adjustment | Mechanical |
| Recommended installation height | 2,5 m |
| Max. mounting height | 3 m |
| Light measurement | mixed light |
| CONTROL | |
| Number of light channels | 1 |
| Push button input HVAC | – |
| Slave input | – |
| Konstantlichtregelung | – |
| Channel 1 | Lighting |
| Interface | Switching |
| Contact | make contact / non-floating |
| Switching capacity channel 1 | 230 V/50 Hz 1000 W/5 A (cos phi = 1) 500 VA/2,5 A (cos phi = 0,5) 250 W LED |
| Push button input channel 1 | – |
| Switch-off delay channel 1 | 10 s...15 min |
| Master/slave function | – |
| Manual override | No |

DATA SHEET

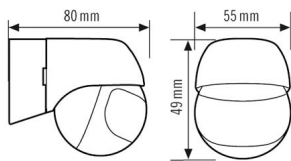
MD 180 BASIC black

Item number **GTIN**
 EM10055096 4015120055096

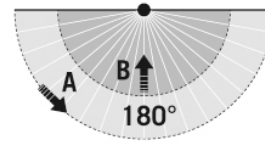
Accessories

| Product designation | Item number | GTIN |
|------------------------------|-------------|---------------|
| CURRENT LIMITING MODULE 230V | EP10426353 | 4015120426353 |

Scale drawing



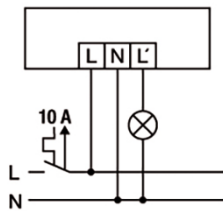
Field of detections



Detection range

| | |
|------------------|--------|
| ■ Diagonally (A) | ∅ 20 m |
| ■ Frontal (B) | ∅ 10 m |
| | |

Circuit diagram



Standard operation