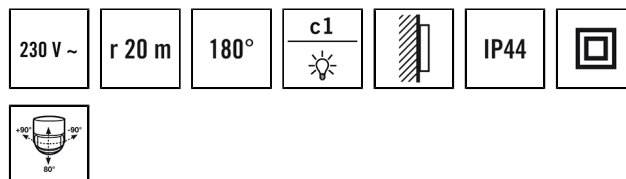


## MD 180 BASIC white

**Item number**      **GTIN**  
 EM10055089      4015120055089



### Product description

- Motion detector with 180° field of detection for convenient light switching
- Sensing and range adjustment due to revolving and tilting spherical head technology

### Technical data

#### GENERAL

Device category	Outdoor motion detector
User interface	Adjusting controller
Remote controllable	–
Conformity	CE, RoHS, WEEE
Warranty	5 years

#### ATTACHMENT

Installation type	Surface mounting
Installation position	Wall
Type of connection	Push terminal
Connectable wire cross section	1,50 - 1,50 mm <sup>2</sup>

#### HOUSING

Dimensions	Length 80 mm x Width 55 mm x Height/Depth 66 mm
Weight	180 g
Material	UV-stabilised polycarbonate
Protection type	IP44
Permissible ambient temperature	-20 °C...+40 °C
Relative humidity	5 - 95 %, non-condensing
Colour	white, similar to RAL 9010

#### ELECTRICAL VERSION

Protection class	II
Nominal voltage	230 V / 50 Hz
Stand-by consumption	< 0.5 W
Power consumption	0,5 W

In-rush current	40 A / 20 ms
-----------------	--------------

#### SENSORS

Detection angle	180° horizontally and vertically rotatable +/- 30°
Detection range diagonally	Ø 20 m
Detection range head-on	Ø 10 m
Field of detection	up to 157 m <sup>2</sup>
Range adjustment	Mechanical
Recommended installation height	2,5 m
Max. mounting height	3 m
Light measurement	mixed light

#### CONTROL

Number of light channels	1
Push button input HVAC	–
Slave input	–
Konstantlichtregelung	–
Channel 1	Lighting
Interface	Switching
Contact	make contact / non-floating
Switching capacity channel 1	230 V/50 Hz 1000 W/5 A (cos phi = 1) 500 VA/2,5 A (cos phi = 0,5) 250 W LED
Push button input channel 1	–
Switch-off delay channel 1	10 s...15 min
Master/slave function	–
Manual override	No

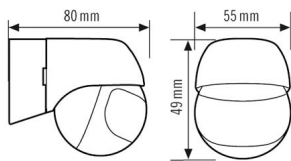
## MD 180 BASIC white

**Item number**      **GTIN**  
 EM10055089      4015120055089

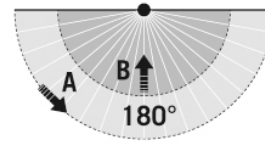
### Accessories

Product designation	Item number	GTIN
CURRENT LIMITING MODULE 230V	EP10426353	4015120426353

### Scale drawing



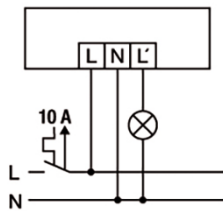
### Field of detections



### Detection range

Diagonally (A)	∅ 20 m
Frontal (B)	∅ 10 m

### Circuit diagram



Standard operation