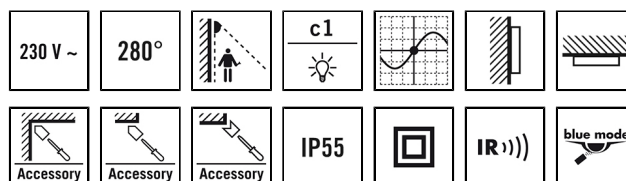


DEFENSOR MD 280° 40 IR 1C IP55 WH

Item number **GTIN**
EM10025396 4015120025396



Product description

- Motion detector with 280° field of detection and large range (tangential 40-m diameter)
- Extra safe: Vandalism and sabotage protection (light switches on in the event of a malfunction) and password protection against unauthorised parameterisation
- Highlights: Time-dependent operating modes and switch-off delay times based on motion direction detection
- Easy to configure using the ESY Pen and ESY app

Technical data

GENERAL	
Device category	Outdoor motion detector
Special product features	Time-dependent operating modes, intelligent vandalism and sabotage protection (light switches on in the event of a malfunction), password protection against unauthorised parameterisation, impulse mode, easy to configure via remote control and app, Simple programming using remote control with "blue mode" technology
User interface	IR remote control
Remote controllable	✓
Conformity	CE
Warranty	5 years
ATTACHMENT	
Installation type	Surface mounting
Installation position	Ceiling / wall
Type of connection	Push terminal
Connectable wire cross section	0,75 - 2,50 mm ²
Number of contacts	5
HOUSING	
Dimensions	Length 108 mm x Width 92 mm x Height/Depth 138 mm
Weight	260 g
Material	UV-resistant plastic
Protection type	IP55
Permissible ambient temperature	-25 °C...+50 °C
Relative humidity	10 - 90 %, non-condensing
Impact resistance	IK07

Colour	white, similar to RAL 9003
ELECTRICAL VERSION	
Protection class	II
Nominal voltage	220 - 240 V / 50 - 60 Hz
Stand-by consumption	< 0.5 W
In-rush current	800 A / 200 µs
SENSORS	
Detection angle	280° (3 x 95° separately adjustable) and 360° creep protection vertically tiltable by +90°/-10°
Detection range diagonally	Ø 40 m
Detection range head-on	Ø 10 m
Detection range creep protection	Ø 4 m
Field of detection	up to 979 m ²
Range adjustment	Mechanical, electronic
Recommended installation height	3 m
Max. mounting height	6 m
Light measurement	Daylight
CONTROL	
Number of light channels	1
Push button input lighting	1
Push button input HVAC	–
Slave input	–
Konstantlichtregelung	–
Integrated timer	✓
Channel 1	Lighting
Contact	make contact / non-floating

DATA SHEET

DEFENSOR MD 280° 40 IR 1C IP55 WH

Item number	GTIN
EM10025396	4015120025396

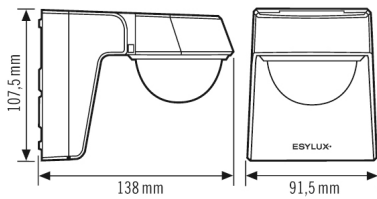
Switching capacity channel 1
 230 V / 50 - 60 Hz
 2300 W / 10 A (cos phi = 1),
 1150 VA / 5 AX (cos phi = 0,5)

	600 W LED
Push button input channel 1	✓
Switch-off delay channel 1	60 s...240 min

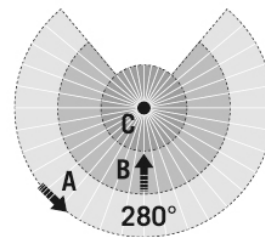
Accessories

Product designation	Item number	GTIN
ESY-Pen	EP10425356	4015120425356
DEFENSOR EDGE MOUNTING WH	EM10025419	4015120025419
DEFENSOR SPACER WH	EM10025426	4015120025426

Scale drawing



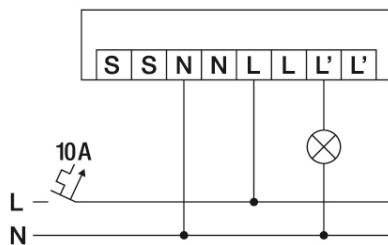
Field of detections



Detection range

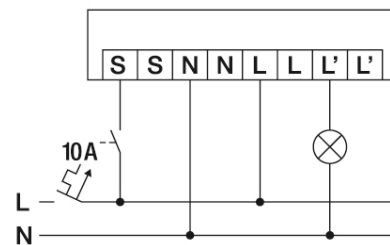
Diagonally (A)	∅ 40 m
Frontal (B)	∅ 10 m
creep protection (C)	∅ 4 m

Circuit diagram



Standard operation

Circuit diagram



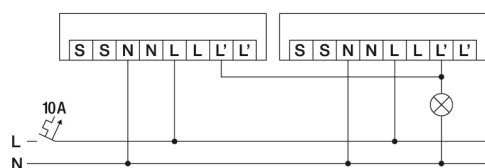
Standard operation with additional control by means of a button

DATA SHEET

DEFENSOR MD 280° 40 IR 1C IP55 WH

Item number **GTIN**
EM10025396 4015120025396

Circuit diagram



A maximum of 10 devices can be connected in parallel.