

## RC 130i brown

**Item number**      **GTIN**  
EM10015113      4015120015113



### Product description

- Motion detector with 130° field of detection and large range
- 360° creep protection for unbroken coverage, can be switched off by remote control
- Default settings ensure immediate operability

### Technical data

GENERAL	
Device category	Outdoor motion detector
Special product features	Simple programming using remote control with "blue mode" technology
User interface	Adjusting controller, IR remote control
Remote controllable	✓
Conformity	CE, RoHS, WEEE
Warranty	5 years

ATTACHMENT	
Installation type	Surface mounting
Installation position	Ceiling / wall
Type of connection	Push terminal
Connectable wire cross section	1,50 - 2,50 mm <sup>2</sup>

HOUSING	
Dimensions	Length 135 mm x Width 78 mm x Height/Depth 105 mm
Weight	302 g
Material	UV-stabilised polycarbonate
Protection type	IP54
Permissible ambient temperature	-25 °C...+55 °C
Relative humidity	5 - 95 %, non-condensing
Colour	brown, similar to RAL 8017

ELECTRICAL VERSION	
Protection class	II
Nominal voltage	230 V / 50 Hz
Power consumption	0,3 W

In-rush current	100 A / 200 µs
-----------------	----------------

SENSORS	
Detection angle	130° and 360° creep protection
Detection range diagonally	20 m
Detection range head-on	8 m
Detection range creep protection	Ø 6 m
Field of detection	up to 454 m <sup>2</sup>
Range adjustment	electronic, Mechanical, For each sensor, 1 x 130°
Recommended installation height	2,5 m
Max. mounting height	4 m
Light measurement	mixed light

CONTROL	
Number of light channels	1
Push button input HVAC	–
Slave input	–
Konstantlichtregelung	–
Channel 1	Lighting
Interface	Switching
Contact	make contact / non-floating
Switching capacity channel 1	230 V/50 Hz, 16 AX 2300 W/10 A (cos phi = 1) 1150 VA/5 A (cos phi = 0,5) 600 W LED
Push button input channel 1	–
Switch-off delay channel 1	15 s...30 min
Master/slave function	–
Manual override	No

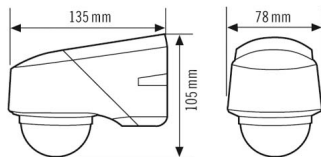
## RC 130i brown

Item number	GTIN
EM10015113	4015120015113

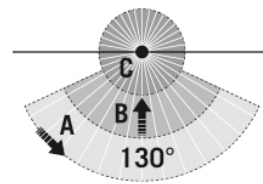
### Accessories

Product designation	Item number	GTIN
RC REMOTE CONTROL	EM10016004	4015120016004
REMOTE CONTROL USER	EM10016011	4015120016011
RC EDGE MOUNTING BN	EM10016127	4015120016127
FILTER 230 V	EP10426988	4015120426988
ESY-Pen	EP10425356	4015120425356

### Scale drawing



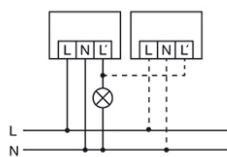
### Field of detections



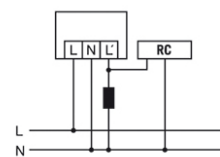
### Detection range

Diagonally (A)	20 m
Frontal (B)	8 m
creep protection (C)	∅ 6 m

### Circuit diagram



### Circuit diagram



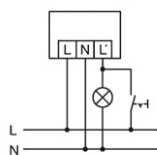
Standard operation parallel connection of max. 8 devices

An RC filter may be required when connecting inductors (e.g. relays, contactors, ballasts).

## RC 130i brown

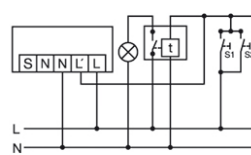
**Item number**      **GTIN**  
EM10015113      4015120015113

### Circuit diagram



Standard operation with additional continuous lighting function through external switch.

### Circuit diagram



Parallel connection with automatic stairwell light