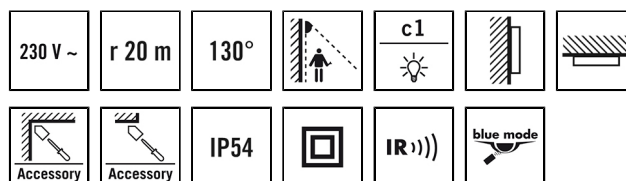


RC 130i white

Item number **GTIN**
EM10015014 4015120015014



Product description

- Motion detector with 130° field of detection and large range
- 360° creep protection for unbroken coverage, can be switched off by remote control
- Default settings ensure immediate operability

Technical data

GENERAL	
Device category	Outdoor motion detector
Special product features	Simple programming using remote control with "blue mode" technology
User interface	Adjusting controller, IR remote control
Remote controllable	✓
Conformity	CE, RoHS, WEEE
Warranty	5 years

ATTACHMENT	
Installation type	Surface mounting
Installation position	Ceiling / wall
Type of connection	Push terminal
Connectable wire cross section	1,50 - 2,50 mm ²

HOUSING	
Dimensions	Length 135 mm x Width 78 mm x Height/Depth 105 mm
Weight	362 g
Material	UV-stabilised polycarbonate
Protection type	IP54
Permissible ambient temperature	-25 °C...+55 °C
Relative humidity	5 - 95 %, non-condensing
Colour	white, similar to RAL 9010

ELECTRICAL VERSION	
Protection class	II
Nominal voltage	230 V / 50 Hz
Power consumption	0,3 W

In-rush current	100 A / 200 µs
-----------------	----------------

SENSORS	
Detection angle	130° and 360° creep protection
Detection range diagonally	20 m
Detection range head-on	8 m
Detection range creep protection	Ø 6 m
Field of detection	up to 454 m ²
Range adjustment	electronic, Mechanical, For each sensor, 1 x 130°
Recommended installation height	2,5 m
Max. mounting height	4 m
Light measurement	mixed light

CONTROL	
Number of light channels	1
Push button input HVAC	–
Slave input	–
Konstantlichtregelung	–
Channel 1	Lighting
Interface	Switching
Contact	make contact / non-floating
Switching capacity channel 1	230 V/50 Hz, 16 AX 2300 W/10 A (cos phi = 1) 1150 VA/5 A (cos phi = 0,5) 600 W LED
Push button input channel 1	–
Switch-off delay channel 1	15 s...30 min
Master/slave function	–
Manual override	No

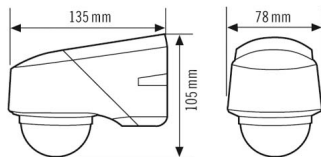
RC 130i white

Item number	GTIN
EM10015014	4015120015014

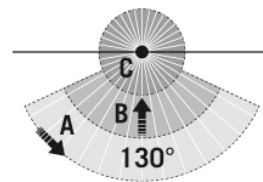
Accessories

Product designation	Item number	GTIN
RC REMOTE CONTROL	EM10016004	4015120016004
REMOTE CONTROL USER	EM10016011	4015120016011
FILTER 230 V	EP10426988	4015120426988
RC EDGE MOUNTING WH	EM10016110	4015120016110
ESY-Pen	EP10425356	4015120425356

Scale drawing



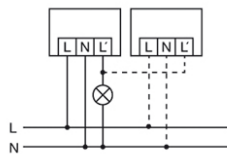
Field of detections



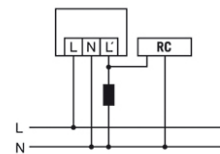
Detection range

Diagonally (A)	20 m
Frontal (B)	8 m
creep protection (C)	∅ 6 m

Circuit diagram



Circuit diagram



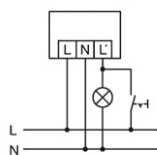
Standard operation parallel connection of max. 8 devices

An RC filter may be required when connecting inductors (e.g. relays, contactors, ballasts).

RC 130i white

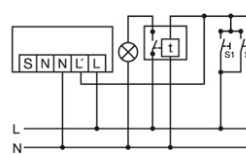
Item number **GTIN**
EM10015014 4015120015014

Circuit diagram



Standard operation with additional continuous lighting function through external switch.

Circuit diagram



Parallel connection with automatic stairwell light