

DATA SHEET

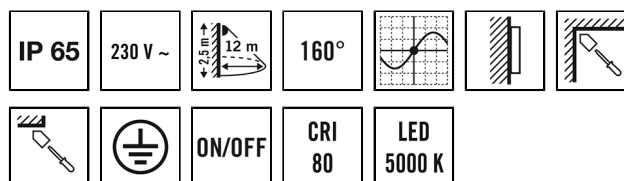
SUN AFL TR 1000 850 MD WH

Item number

EL10810077

GTIN

4015120810077



Product description

- LED floodlight with high-grade die-cast aluminium housing and integrated motion detector with 160° field of detection for convenient lighting control
- 10 W LED luminous efficiency corresponds to 63 W light bulb, light colour approx. 5000 K white
- High light yield of 113 lm/W, excellent colour rendering index Ra 80

Technical data

GENERAL

Device category	Floodlights
Product information	The floodlights are intended for use outdoors. If used inside (e. g. below the ceiling) the heat cannot be sufficiently discharged where necessary.
User interface	Adjusting controller
Remote controllable	–
Conformity	CE, RoHS, WEEE
Warranty	3-year

ATTACHMENT

Installation type	Surface mounting
Installation position	Wall
Type of connection	Screwed terminal
Connectable wire cross section	1,50 - 2,50 mm ²
Number of contacts	3

HOUSING

Dimensions	Length 210 mm x Width 133 mm x Height/Depth 75 mm
Weight	692 g
Material	Die-cast aluminium and UV-stabilised plastic
Protection type	IP65
Permissible ambient temperature	-25 °C...+40 °C
Impact resistance	IK08
Colour	white, similar to RAL 9016

ELECTRICAL VERSION

Protection class	I
Nominal voltage	230 V / 50 Hz
Stand-by consumption	0.5 W
In-rush current	2,8 A / 303 µs
Leakage current	0,019 mA

LIGHT

Diffusor	transparent
Light emission	direct
Beam angle	95 °
Flicker factor	<20 %
Rated output	9 W
Luminous Flux (light)	1020 lm
Luminous efficacy	113 lm/W
Colour temperature	5000 K
Colour rendering index Ra	> 80
L70B10 lifetime at 25 °C	45000 h
Life time L70B50 at 25 °C	45000 h
Life time L80B10 at 25 °C	30000 h
Life time L80B50 at 25 °C	30000 h
Life time L90B10 at 25 °C	15000 h
Life time L90B50 at 25 °C	15000 h
Energy efficiency class	A++ to A

SENSORS

Detection angle	160°
Detection range diagonally	12 m
Detection range head-on	5 m
Field of detection	201 m ²

DATA SHEET



SUN AFL TR 1000 850 MD WH

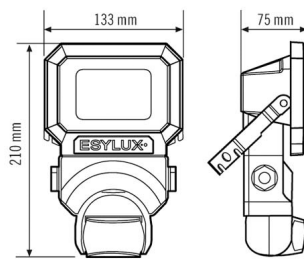
Item number	GTIN
EL10810077	4015120810077

Range adjustment	mechanically with included cut to size lens mask	Recommended installation height	2,5 m
		Max. mounting height	4 m

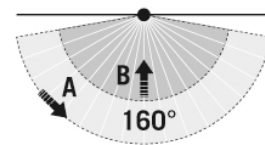
Accessories

Product designation	Item number	GTIN
FL WALL ARM 700 WH	EL10810527	4015120810527
FL GROUND SPIKE WH	EL10810541	4015120810541

Scale drawing



Field of detections



Detection range

Diagonally (A)	12 m
Frontal (B)	5 m

Light distribution

