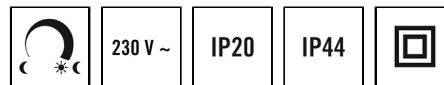



## CDS-E

**Item number**      **GTIN**  
 ED10016509      4015120016509



### Product description

- Twilight switch for retrofitting in outdoor lights and junction boxes
- Compact design for flexible use
- High control capacity ESL and PL up to 26 W



### Technical data

#### GENERAL

Device category	Twilight switch
User interface	Adjusting controller
Remote controllable	–
Conformity	CE, RoHS, WEEE
Warranty	3-year

#### ATTACHMENT

Installation type	Recessed mounting
Installation position	Device
Installation dimension	Installation length: 50 mm x Installation width: 26 mm x Installation depth: 50 mm

#### HOUSING

Dimensions	Length 60 mm x Width 70 mm x Height/Depth 26 mm
Weight	39 g
Material	UV-stabilised polycarbonate

Protection type	Power module IP20, Sensor cover IP44
Permissible ambient temperature	-25 °C...+70 °C
Relative humidity	5 - 93 %, non-condensing
Colour	white, similar to RAL 9010

#### ELECTRICAL VERSION

Protection class	II
Nominal voltage	230 V / 50 Hz
Power consumption	0,9 W

#### CONTROL

Channel 1	Lighting
Interface	Switching
Contact	make contact / non-floating
Switching capacity channel 1	230 V/50 Hz 1000 W/4,5 A (cos phi = 1) 500 VA/2,25 A (cos phi = 0,5) 250 W LED

### Accessories

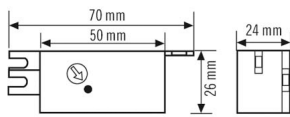
Product designation	Item number	GTIN
CURRENT LIMITING MODULE 230V	EP10426353	4015120426353

# DATA SHEET

## CDS-E

**Item number**      **GTIN**  
ED10016509      4015120016509

### Scale drawing



### Circuit diagram

