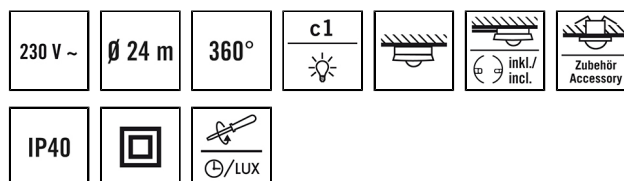


PD 360/24 BASIC

Item number EB10430855
GTIN 4015120430855



Product description

- Presence detector with 360° field of detection For ceiling mounting
- Range of up to 24 m in the diameter at a recommended installation height of 3 m
- 10 A high-performance relay
- Zero-cross switching for gentle switching
- Factory setting for immediate operational readiness

Technical data

GENERAL

Device category	Ceiling-mounted presence detector
User interface	Adjusting controller
Remote controllable	–
Conformity	CE, RoHS, WEEE
Warranty	5 years

ATTACHMENT

Installation type	Surface mounting
Installation position	Ceiling
Type of connection	Push terminal
Connectable wire cross section	1,50 - 2,50 mm ²

HOUSING

Dimensions	Height/Depth 53 mm, Ø 101 mm
Weight	99 g
Material	UV-stabilised polycarbonate
Protection type	IP40
Permissible ambient temperature	0 °C...+50 °C
Relative humidity	5 - 93 %, non-condensing
Colour	white, similar to RAL 9010

ELECTRICAL VERSION

Protection class	II
Nominal voltage	230 V / 50 Hz
Power consumption	0,2 W
In-rush current	78 A / 5 ms

SENSORS

Detection angle	360°
Detection range diagonally	Ø 24 m
Detection range head-on	Ø 11 m
Detection range presence	Ø 8 m
Field of detection	up to 453 m ²
Recommended installation height	3 m
Max. mounting height	5 m
Light measurement	mixed light

CONTROL

Number of light channels	1
Push button input lighting	1
Push button input HVAC	–
Slave input	–
Mode	Semi-automatic, Fully automatic
Konstantlichtregelung	–
Channel 1	Lighting
Interface	Switching
Contact	make contact / non-floating
Switching capacity channel 1	230 V/50 Hz 2300 W/10 A (cos phi = 1) 1150 VA/5 A (cos phi = 0,5) 600 W LED
Push button input channel 1	✓
Switch-off delay channel 1	15 s...30 min
Master/slave function	–
Manual override	yes

DATA SHEET

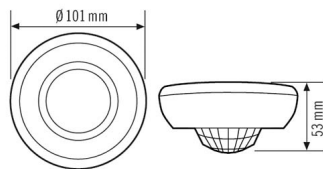
PD 360/24 BASIC

Item number	GTIN
EB10430855	4015120430855

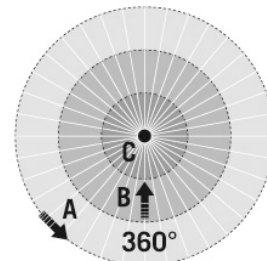
Accessories

Product designation	Item number	GTIN
BASKET GUARD ROUND LARGE	EM10425608	4015120425608
MOUNTING SET IP20 FM 62 WH	EP10425929	4015120425929

Scale drawing



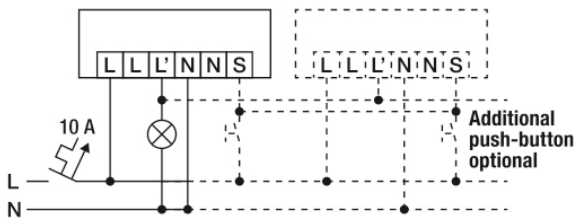
Field of detections



Detection range

Diagonally (A)	Ø 24 m
Frontal (B)	Ø 11 m
Presence area (C)	Ø 8 m

Circuit diagram



Standard operation