

# Technical Data Sheet

Description:	Main Line Branch Terminal 25 mm <sup>2</sup> – 1 pole (Al/Cu)
Construction:	Model C – all-side fingersafe, modular system
Item no. :	080110-x-3

**Remarks:** The product is compliant with the EC ROHS directives

**Standards:** IEC 60947-7-1, IEC 61238-1 (Class A)








**Nominal Voltage:** 1.000 V AC / 1.000 V DC

**Nominal current:** Cu 152 A (2x16mm<sup>2</sup>); 101 A (1x25mm<sup>2</sup>) as per IEC 60947-7-1  
Al 100 A (1x25mm<sup>2</sup>)\* as per IEC 61238-1 (Class A)

\* Approved with Reko SFS 4880 (manufactured by Reka Cables Ltd)

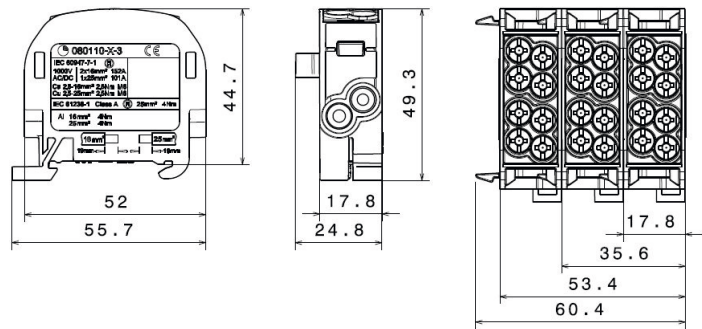
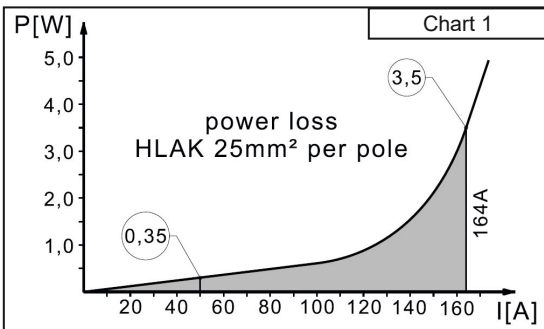
**Power loss:** Tested by SGS Fimko Ltd (FI) (see chart 1)

	2 x 25 mm <sup>2</sup> (round conductor)			2 x 16 mm <sup>2</sup> (round conductor)		
	Cu		Al	Cu		Al
						
25 mm <sup>2</sup>	2,5 Nm	-	4 Nm	-	-	-
16 mm <sup>2</sup>	2,5 Nm	2,5 Nm	4 Nm	2,5 Nm	-	4 Nm
10 mm <sup>2</sup>	2,5 Nm	2,5 Nm	-	2,5 Nm	2,5 Nm	-
6 mm <sup>2</sup>	2,5 Nm	2,5 Nm	-	2,5 Nm	2,5 Nm	-
4 mm <sup>2</sup>	2,5 Nm	2,5 Nm	-	2,5 Nm	2,5 Nm	-
2,5 mm <sup>2</sup>	2,5 Nm	2,5 Nm	-	2,5 Nm	2,5 Nm	-
1,5 mm <sup>2</sup>	-	2,5 Nm	-	-	2,5 Nm	-
stripping length	19 mm			19 mm		
screw	M6 (+/- PZ2)			M6 (+/- PZ2)		

**Materials:**  
Terminal body: brass (CuZn39Pb2)      3-4µm Ni / 7-10µm Sn  
Housing: PA 6 (Halogen-free)  
Screws: steel      Zn thick-film passivated

**Flame resistance:** Self-extinguishing

**Mechanical data:** Dimensions: width x height x depth (mm): 24,8 x 49,3 x 55,7



Design				
Basic housing colour – light grey RAL 7035				
Part no.	Design	Cover colour	PU	GTIN (EAN)
080110-0-3	L G	light grey RAL 7035	5	4051589011037
080110-1-3	N	light blue RAL 5012	5	4051589011136
080110-2-3	PE	yellow-green RAL 6018	5	4051589011235
080110-3-3	L B	clay brown RAL 8003	5	4051589011334
080110-4-3	L S	jet black RAL 9005	5	4051589011433
080110-5-3	R	beige red RAL 3012	5	4051589011532