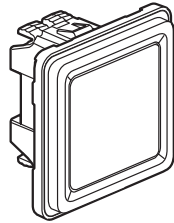
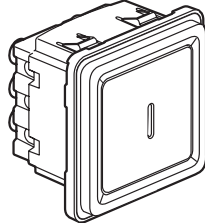


**Soliroc™**  
**IK 10 high resistance**  
**20 AX / 20 AX switches - 6 A push-buttons**

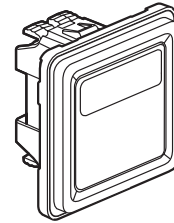
Cat. No(s): 0 778 11/12/13/14/21/22/41/42/43/44



0 778 11/21/41



0 778 12/14/44



0 778 13/43

**1. USE**

Soliroc switches and push-buttons are lighting control mechanisms which can house locator devices (lamps, etc.) if needed. The new Soliroc™ IK10 programme guarantees robust impact resistance in environments that are hazardous or unsupervised, whether indoors or outdoors (warehouses, public buildings, motorway services, offices, shops, schools, prisons, etc.).

**The 5 commitments of the SOLIROC range:**

**Security:** The IK10 rating (20 joule impact force) guarantees optimal resistance and protection against vandalism. It is impossible to tear off a SOLIROC switch due to the use of four zamak sealing plugs on the plate (removable only by drilling).

**Reliability:** The IP55 rating guarantees a long useful lifetime whether indoors or outdoors. All external parts are made of zamak for optimal robustness.

**Practicality:** The plate is deliberately thin, thereby limiting the amount of possible grip and reducing the risk of attempted tear-off. There is minimal space between parts, guaranteed by the IP5X rating (impenetrable by solid bodies greater than 1 mm in diameter and protected against dust).

**Installation:** Depends on the nature of the building. We recommend using 50 mm-deep multi-material or concrete BATIBOX mounting boxes (40 mm accepted).

To guarantee the best tear-off resistance:

- Attach the SOLIROC plates using 4 standard screws (4 mm diameter, 40 mm length).
- Select wall plugs according to the nature of the walls. For concrete walls, we recommend expanding nylon wall plugs (6 mm diameter, useful length 40 mm).

**Quality control:** factory inspection according to ISO 9001/9002 procedures.

**2. RANGE**

**10 AX TWO-WAY SWITCHES**

Two-way switch	0 778 11
Intermediate switch	0 778 21
Illuminated two-way switch with indicator light supplied with lamp Cat. No 0 676 86	0 778 12
Two-way switch with indicator light supplied with lamp Cat. No 0 676 88	0 778 14
Two-way switch marking space	0 778 13

**2. RANGE (continued)**

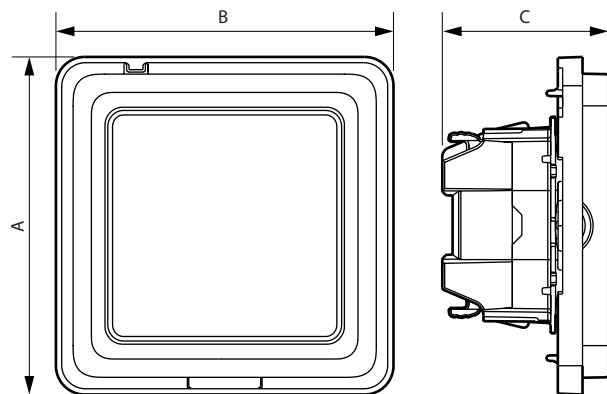
**20 AX DOUBLE POLE SWITCH**

Double pole switch	0 778 22
--------------------	----------

**6 A push-buttons**

Two-way push-button NO-NC contact	0 778 41
Illuminated two-way push-button NO-NC contact supplied with lamp Cat. No 0 676 86	0 778 42
Two-way push-button with marking space NO-NC contact	0 778 43
Two-way push-button with indicator light NO free contact, supplied with lamp Cat. No 0 676 88	0 778 44

**3. DIMENSIONS (mm)**



	A	B	C	D
0 778 11/12/13/14 0 778 41/42/43/44	70.5	70.5	35	13
0 778 21	70.5	70.5	47	13
0 778 22	70.5	70.5	44	13

**Soliroc™**  
**IK 10 high resistance**  
**20 AX / 20 AX switches - 6 A push-buttons**

Cat. No(s): 0 778 11/12/13/14/21/22/41/42/43/44

**4. CONNEXION**

Automatic terminals  
 Terminal capacity: 2 x 2.5 mm<sup>2</sup>  
 Stripping length: 13 mm

**5. TECHNICAL CHARACTERISTICS**

■ **5.1 Mechanical characteristics**

Impact resistance: IK 10  
 Penetration against solid/bodies and liquids: IP 55

■ **5.2 Material characteristics**

Mechanism: PC grey  
 Rocker: Zamak  
 Sub-plate: PC  
 Surface treatment: copper plating + acid copper plating + matt nickel plating + chrome plating approx 0.1 mm in thickness.  
 Colour: mat chrome grey  
 SEBS sealing membrane  
 Self-extinguishing:  
 + 850° C / 30 s for insulating parts holding live parts in place.  
 + 650° C / 30 s for other parts made of insulating materials.

■ **5.3 Electrical characteristics**

Voltage: 250 V~  
 Current: 10 AX for Cat. No. 0 778 11/12/13/14/21  
 20 AX for Cat. No. 0 778 22  
 6 A for Cat. No.0 778 41/42/43/44  
 Frequency: 50/60 Hz

■ **5.4 Climatic characteristics**

Storage temperature: - 10° C to + 70° C  
 Use temperature: - 5° C to + 40° C


**6. CLEANING**

Bound to cleaning agents without damage agents as: hexane, alcohol burning, agent for the window, washing diluted bleach 10%, graffiti remover, acetone, white spirit, gasoline F.

**Caution:** An initial test is required for the use of other special maintenance products.

**7. ACCESSORIES**

**SEALING PLUG**



Removable only by drilling  
 Bag of 4

0 778 96


**FOAM SEALS**

to correct wall irregularity



For plate 1 gang

0 778 85



For plate 2 gang

0 778 86



For plate 3 gang

0 778 87

**8. STANDARDS AND APPROVALS**

NF EN 62094-1